


The **SM1923-44L** is a solid state GaAs amplifier designed for the Personal Communication Systems (PCS) market. This unit operates from 1.9 to 2.3 GHz, provides 52 dB of gain with a  $\pm 0.5$  dB flatness, and has a P1dB of +44 dBm. Stealth Microwave's proprietary linearization technique provides an OIP3 of +63 dBm, an improvement of over 8 dB. The compact size and ultra high linearity make this amplifier ideally suited for systems using CDMA, TDMA, single-carrier or multi-carrier applications.



### Features

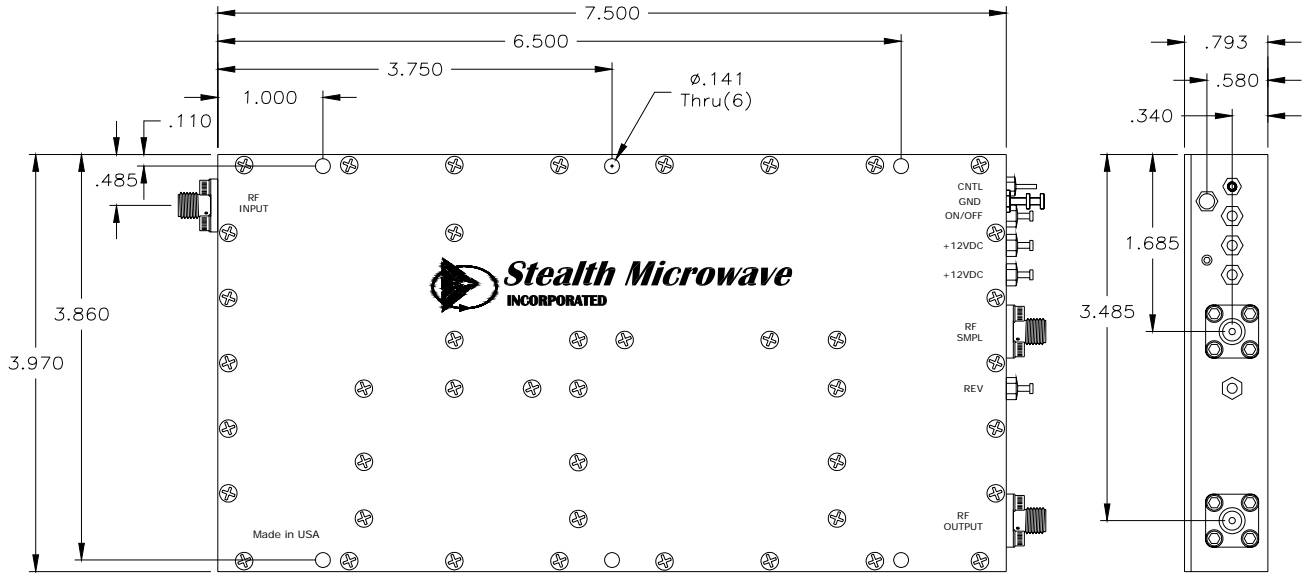
- Single Power Supply
- Over Voltage Protection
- Thermal Protection with Auto Reset
- Temperature Compensation

### Options

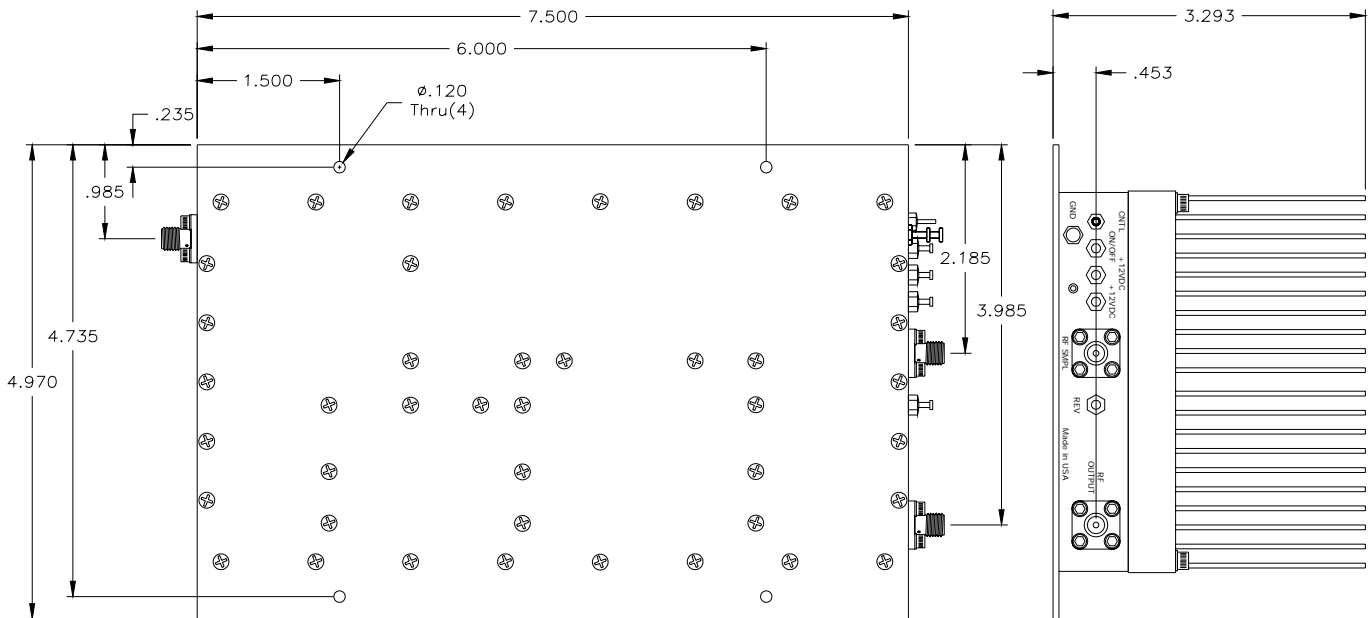
- Forward/Reverse Power Detection
- RF Sampling
- Pulse Control with switching speeds up to 100 kHz
- Logic On/Off Control
- Integral Heatsink

Parameter	Specification
Frequency Range	1.9 - 2.3 GHz (in 200 MHz Bands)
Pout (P1dB)	+ 44 dBm
Third Order Intercept Point	+ 63 dBm
Linear Gain	55 dB $\pm$ 1 dB
Gain Flatness over Full Band	$\pm .5$ dB
Gain Change over Temperature	$\pm .5$ dB
Input/Output Return Loss	-16 dB / -16 dB
DC Input Voltage	+ 12 Volts
DC Input Current	8.2 Amps. (operational)
Mechanical Dimensions Without Heatsink	7.5 x 4.0 x 0.8 Inches
RF Connectors	SMA Female
Operating Temperature	0°C to +55°C Baseplate
Operating Humidity	95% Non-condensing

**DIMENSIONS IN INCHES**



**HEATSINK OPTION**



Pin	Description	Values
RF INPUT	Input Connector ( SMA Female )	-8 dBm typical
RF OUTPUT	Output Connector (SMA Female)	+44dBm @P1dB
RF SAMPLE	Sample RF Port ( SMA Female )	30 dBr
GND	Ground Turret	---
FWD	Forward Power Detector	+ 36 dBm Output Power $\approx$ + 1.2 Volts
REV	Reverse Power Detector	$\infty$ VSWR @ + 36 dBm $\approx$ + 3.0 Volts
+12VDC	DC Input Voltage	+ 12 Volts @ 8.2 Amps (operational)
ON/OFF	TTL Logic On/Off	0 Volts = Off, + 5 Volts = On
CNTL	TTL Pulse Control	Rates up to 100 kHz

*Specifications subject to change without notice.*