

PLEASE CHECK WWW.MOLEX.COM FOR LATEST PART INFORMATION

Part Number: **0751171018**
Status: **Active**
Overview: vhdm
Description: 2.00mm (.079") Pitch VHDM® Board-to-Board Stacker Receptacle, Vertical, 8-Row, 400 Circuits, 1.27µm (50µ") Gold (Au)

Documents:

[Packaging Specification \(PDF\)](#) [Product Specification PS-74031-999 \(PDF\)](#)
[Drawing \(PDF\)](#) [RoHS Certificate of Compliance \(PDF\)](#)

General

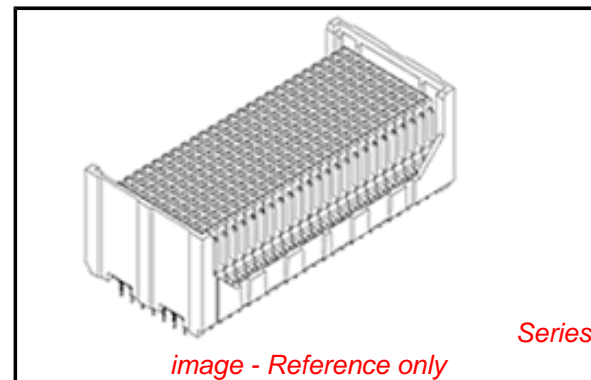
Product Family	Backplane Connectors
Series	75117
Application	Daughtercard
Application Tooling Documents	http://www.molex.com/pdm_docs/ats/TM-622010999.pdf >Tooling Manual
Comments	Stack Height 18mm (.708"), Lead Free
Component Type	PCB Receptacle
Overview	vhdm
Product Name	VHDM®
Style	N/A

Physical

Circuits (Loaded)	400
Circuits (maximum)	400
Color - Resin	Black
Durability (mating cycles max)	200
First Mate / Last Break	No
Guide to Mating Part	No
Keying to Mating Part	None
Material - Metal	Copper-Nickel-Silicon, High Performance Alloy (HPA)
Material - Plating Mating	Gold
Material - Plating Termination	Tin-Lead
Material - Resin	High Temperature Thermoplastic
Number of Columns	N/A
Number of Pairs	Open Pin Field
Number of Rows	8
Orientation	Vertical
PCB Retention	None
PCB Thickness Recommended (in)	0.070 In
PCB Thickness Recommended (mm)	1.80 mm
Packaging Type	Tube
Pitch - Mating Interface (in)	0.079 In
Pitch - Mating Interface (mm)	2.00 mm
Plating min: Mating (µin)	50
Plating min: Mating (µm)	1.25
Plating min: Termination (µin)	30
Plating min: Termination (µm)	0.75
Polarized to PCB	No
Surface Mount Compatible (SMC)	Yes
Temperature Range - Operating	-55°C to +105°C
Termination Interface: Style	Through Hole - Compliant Pin

Electrical

Current - Maximum per Contact	1A
Data Rate	3.125 Gbps



EU RoHS RoHS Compliant by Exemption REACH SVHC Not Reviewed Halogen-Free Status Not Reviewed	China RoHS  Pb
--	--

Need more information on product environmental compliance?

Email productcompliance@molex.com
 For a multiple part number RoHS Certificate of Compliance, [click here](#)

Please visit the [Contact Us](#) section for any non-product compliance questions.

Search Parts in this Series
75117Series

Mates With
74060 VHDM® Board-to-Board Backplane Header

Application Tooling | FAQ
Tooling specifications and manuals are found by selecting the products below. Crimp Height Specifications are then contained in the Application Tooling Specification document.

Global	
Description	Product #
VHDM® Single Wafer Removal Tool, 8 Row	0622021450

Real Signals (per 25mm)	100
Voltage - Maximum	120V AC (RMS)/DC

Material Info

Reference - Drawing Numbers

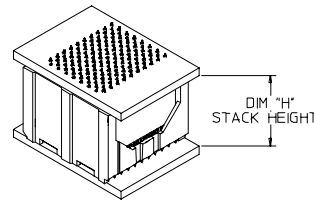
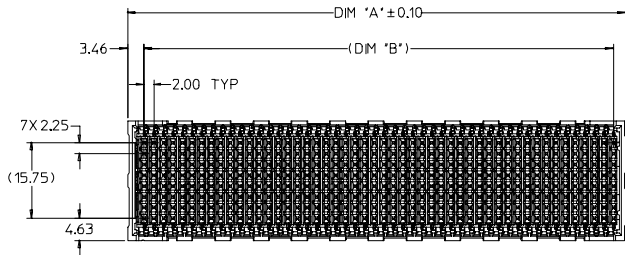
Product Specification	PS-74031-999
Sales Drawing	SD-75117-001

VHDM and Very High Density Metric are trademarks of Amphenol Corporation

This document was generated on 05/17/2010

PLEASE CHECK WWW.MOLEX.COM FOR LATEST PART INFORMATION

20 19 18 17 16 15 14 13 12 11 75117 9 8 7 6 5 4 3 2 1

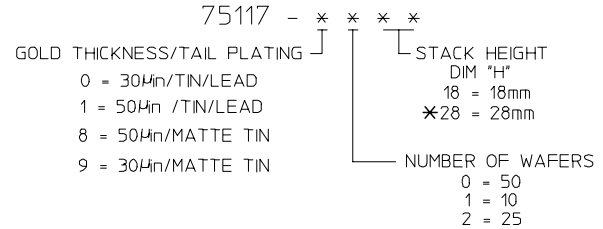


MATED VIEW
10-WAFER CONNECTOR SHOWN

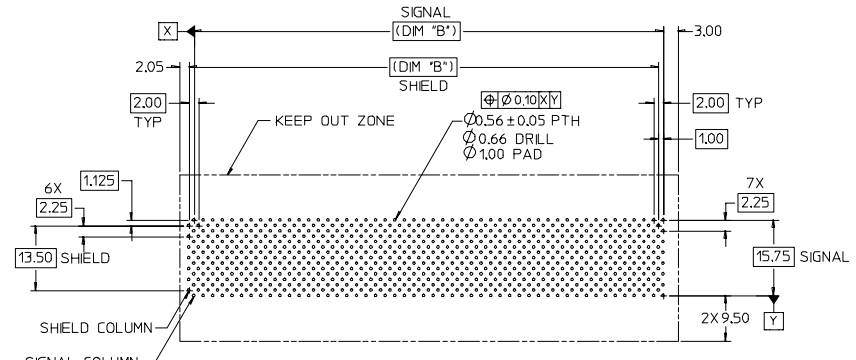
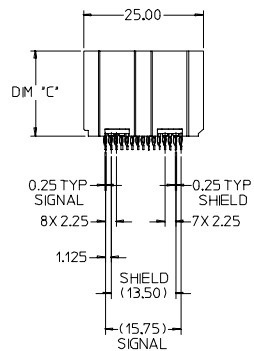
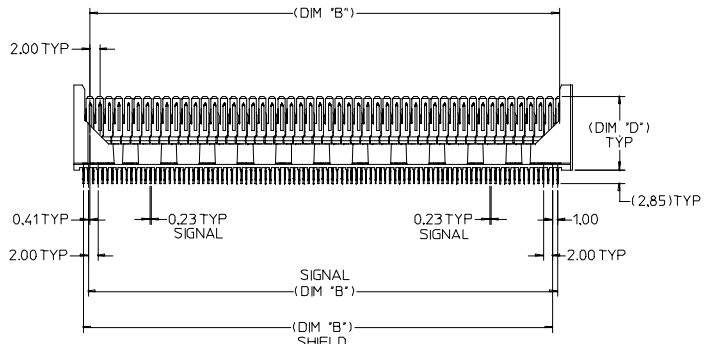
NOTES:

- MATERIALS:
RETAINER HOUSING/WAFER PLASTIC - LIQUID CRYSTAL POLYMER (LCP),
GLASS FILLED, UL94 V-0, COLOR: BLACK (30µin Au) OR GRAY (50µin Au)
TERMINALS - HIGH PERFORMANCE COPPER ALLOY
- FINISHES:
TERMINAL - SELECTIVE GOLD (Au) IN CONTACT AREA, 0.00076mm OR
0.00127mm MIN THICKNESS, SELECTIVE TIN/LEAD (Sn/Pb) OR MATTE TIN (Sn)
ON PCB TAILS,
NICKEL (Ni) UNDERPLATE OVERALL
- PRODUCT SPECIFICATION: PS-74031-999
- PACKAGING SPECIFICATION: PK-70873-0750
- MATES WITH VHDM 8-ROW BACKPLANE HEADER SERIES NO. 74060
- THESE PARTS CONFORM TO MOLEX COSMETIC SPECIFICATION PS-45499-002
CLASS B.

MATERIAL NUMBER ASSIGNMENT



* CONSULT FACTORY FOR AVAILABILITY



PCB LAYOUT: COMPONENT SIDE
RECOMMENDED PCB THICKNESS: 1.80 MM

* CONSULT FACTORY FOR AVAILABILITY

MATERIAL NUMBER	NUMBER OF WAFERS	DIM 'A'	DIM 'B'	DIM 'C'	DIM 'D'	DIM 'H' STACK HEIGHT
*75117-228	25	54.05	48.00	27.74	25.36	28
*75117-x128	10	24.05	18.00			
*75117-x028	50	104.05	98.00			
75117-x218	25	54.05	48.00	17.74	15.36	18
75117-x118	10	24.05	18.00			
75117-x018	50	104.05	98.00			

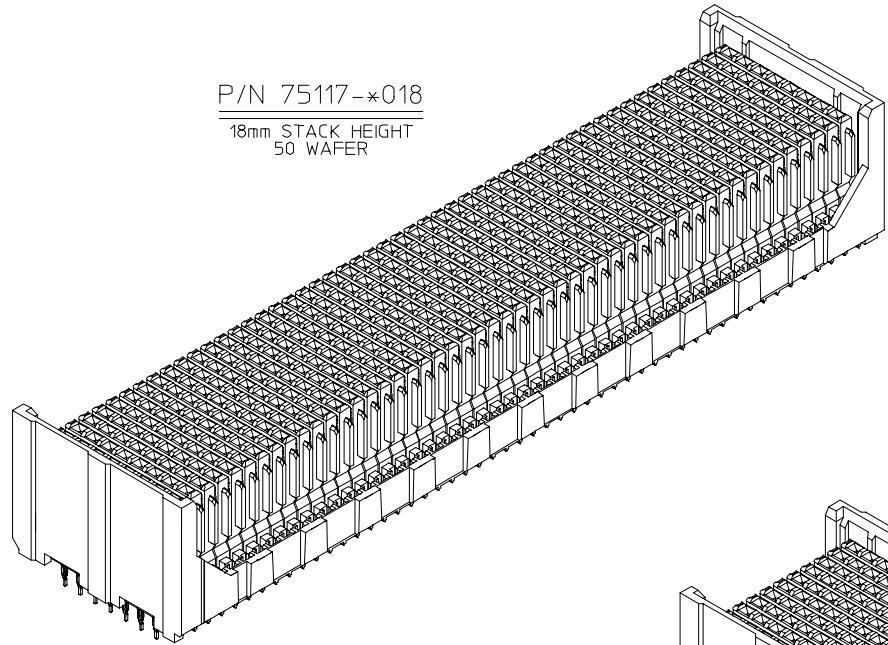
MODIFIED NOTES EC NO: UCP 2008-0167 DRW:MSANDBER007/07/25 CHKD:JBINGHAM 2007/07/25 APPR:JBINGHAM 2007/07/25 REV: C2	QUALITY SYMBOLS	GENERAL TOLERANCES (UNLESS SPECIFIED)	SCALE 2:1	DESIGN UNITS METRIC	THIRD ANGLE PROJECTION	REVISE ON CAD ONLY
	4 PLACES ± --- ± ---	mm INCH	DIMENSION STYLE MM ONLY	TITLE	VHDM 8-ROW DAUGHTERCARD STACKER CONNECTOR SALES DRAWING	
	3 PLACES ± --- ± ---	DRAWN BY DATE	SREED 2003/02/27	MOLEX INCORPORATED		
	2 PLACES ± 0.05 ± ---	CHECKED BY DATE	JBINGHAM 2003/02/27	MATERIAL NO.	DOCUMENT NO.	SHEET NO.
1 PLACE ± 0.10 ± ---	APPROVED BY DATE	CBIXLER 2003/02/27	SEE CHART	SD-75117-001	1 OF 2	
DRAFT WHERE APPLICABLE MUST REMAIN WITHIN DIMENSIONS		THIS DRAWING CONTAINS INFORMATION THAT IS PROPRIETARY TO MOLEX INCORPORATED AND SHOULD NOT BE USED WITHOUT WRITTEN PERMISSION				

19 18 17 16 15 14 13 12 11 10 9 8 7 6 5 4 3 2 1

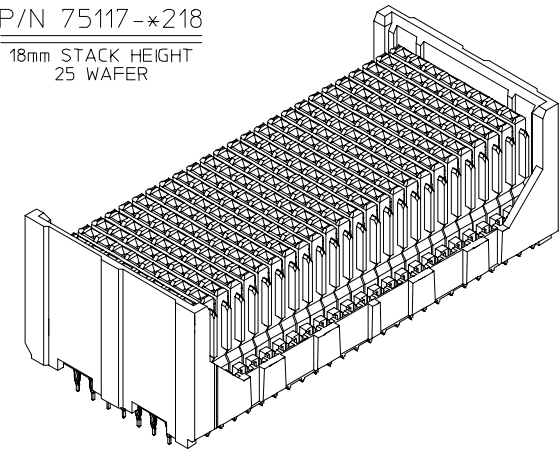
20 19 18 17 16 15 14 13 12 11 10 9 8 7 6 5 4 3 2 1

L
K
J
I
H
G
F
E
D
C
B
A

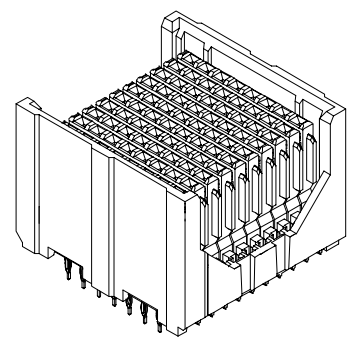
L
K
J
I
H
G
F
E
D
C
B
A



P/N 75117-*018
18mm STACK HEIGHT
50 WAFER



P/N 75117-*218
18mm STACK HEIGHT
25 WAFER



P/N 75117-*118
18mm STACK HEIGHT
10 WAFER

SEE SHEET 1 EC NO: UCP2008-067 DRW:MSANDER007/07/25 CHKD:JBINGHAM 2007/07/25 APPR:JBINGHAM 2007/07/25	QUALITY SYMBOLS	GENERAL TOLERANCES (UNLESS SPECIFIED)	SCALE 4:1	DESIGN UNITS METRIC	THIRD ANGLE PROJECTION	REVISE ON CAD ONLY
	▽.0	mm INCH	mm INCH	DIMENSION STYLE MM ONLY	TITLE VHDM 8-ROW DAUGHTERCARD STACKER CONNECTOR SALES DRAWING	
	▽.05	4 PLACES ±.000 ±.000	3 PLACES ±.000 ±.000	DRAWN BY SREED DATE 2003/02/27	MATERIAL NO. SEE CHART	
		2 PLACES ±0.05 ±.000	1 PLACE ±0.10 ±.000	CHECKED BY JBINGHAM DATE 2003/02/27	DOCUMENT NO. SD-75117-001	
	ANGULAR ± 2 °	DRAFT WHERE APPLICABLE MUST REMAIN WITHIN DIMENSIONS	APPROVED BY CBIXLER DATE 2003/02/27	SHEET NO. 2 OF 2		
			THIS DRAWING CONTAINS INFORMATION THAT IS PROPRIETARY TO MOLEX INCORPORATED AND SHOULD NOT BE USED WITHOUT WRITTEN PERMISSION			

19 18 17 16 15 14 13 12 11 10 9 8 7 6 5 4 3 2 1