


ALUMINUM ELECTROLYTIC CAPACITORS

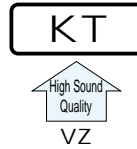
nichicon

NEW

KT For General Audio Equipment,
Wide Temperature Range.
series



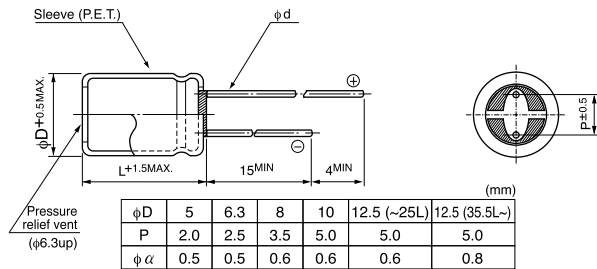
- 105°C standard for audio equipment.
- Adapted to the RoHS directive (2002/95/EC).



Specifications

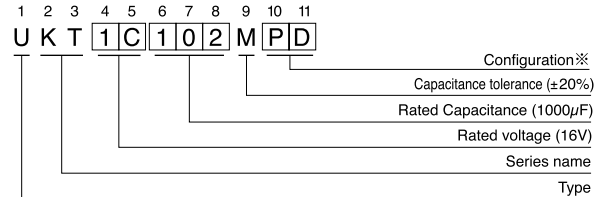
Item	Performance Characteristics		
Category Temperature Range	-55 ~ +105°C		
Rated Voltage Range	6.3 ~ 50V		
Rated Capacitance Range	0.1 ~ 10000μF		
Capacitance Tolerance	±20% at 120Hz, 20°C		
Leakage Current	After 1 minutes' application of rated voltage, leakage current is not more than 0.03CV or 4 (μA) , whichever is greater. After 2 minutes' application of rated voltage, leakage current is not more than 0.01CV or 3 (μA) , whichever is greater.		
tan δ	Rated voltage (V)	6.3 10 16 25 35 50	
	tan δ (MAX.)	0.30 0.26 0.22 0.18 0.16 0.14	
Measurement frequency : 120Hz, Temperature : 20°C For capacitance of more than 1000μF, add 0.02 for every increase of 1000μF			
Stability at Low Temperature	Rated voltage (V)	6.3 10 16 25 35 50	
	Impedance ratio ZT / Z20 (MAX.)	Z-25°C / Z+20°C 5 4 3 2 2 2 Z-40°C / Z+20°C 10 8 6 4 3 3	
Measurement frequency : 120Hz			
Endurance	After 1000 hours' application of rated voltage at 105°C, capacitors meet the characteristics requirement listed at right.	Capacitance change	Within ±20% of initial value
		tan δ	200% or less of initial specified value
		Leakage current	Initial specified value or less
Shelf Life	After storing the capacitors under no load at 105°C for 1000 hours, and after performing voltage treatment based on JIS C 5101-4 clause 4.1 at 20°C, they will meet the specified value for endurance characteristics listed above.		
Marking	Printed with black color letter on purl blue sleeve.		

Radial Lead Type



• Please refer to page 21 about the end seal configuration.

Type numbering system (Example : 16V 1000μF)



※ Configuration	φ D	Pb-free leadwire Pb-free PET sleeve
	5	DD
	6.3	ED
	8 · 10	PD
	12.5	HD

Dimensions

Cap.(μF)	code	6.3		10		16		25		35		50			
		0J		1A		1C		1E		1V		1H			
0.1	0R1												5 × 11	1.3	
0.22	R22												5 × 11	2.9	
0.33	R33												5 × 11	4.3	
0.47	R47												5 × 11	7.0	
1	010												5 × 11	13	
2.2	2R2												5 × 11	20	
3.3	3R3												5 × 11	25	
4.7	4R7												5 × 11	30	
10	100							5 × 11	35	5 × 11	36	5 × 11	41	5 × 11	46
22	220	5 × 11	45	5 × 11	45	5 × 11	54	5 × 11	58	5 × 11	61	5 × 11	61	5 × 11	68
33	330	5 × 11	55	5 × 11	58	5 × 11	65	5 × 11	68	5 × 11	75	5 × 11	75	5 × 11	90
47	470	5 × 11	65	5 × 11	68	5 × 11	79	5 × 11	83	5 × 11	93	6.3 × 11	93	6.3 × 11	115
100	101	5 × 11	95	5 × 11	105	5 × 11	115	6.3 × 11	140	6.3 × 11	150	8 × 11.5	150	8 × 11.5	190
220	221	6.3 × 11	160	6.3 × 11	175	6.3 × 11	190	8 × 11.5	240	8 × 11.5	260	10 × 12.5	260	10 × 12.5	300
330	331	6.3 × 11	195	8 × 11.5	240	8 × 11.5	265	8 × 11.5	290	10 × 12.5	350	10 × 16	350	10 × 16	410
470	471	8 × 11.5	270	8 × 11.5	280	8 × 11.5	315	10 × 12.5	380	10 × 16	460	12.5 × 20	460	12.5 × 20	530
1000	102	10 × 12.5	420	10 × 16	500	10 × 16	560	10 × 20	680	12.5 × 25	860	12.5 × 31.5	860	12.5 × 31.5	1040
2200	222	10 × 20	710	12.5 × 20	810	12.5 × 20	920	12.5 × 31.5	1200	12.5 × 40	1260				
3300	332	12.5 × 20	910	12.5 × 25	1050	12.5 × 31.5	1270	12.5 × 35.5	1400						
4700	472	12.5 × 25	1120	12.5 × 35.5	1300	12.5 × 35.5	1480								
6800	682	12.5 × 35.5	1360	12.5 × 40	1570										
10000	103	12.5 × 40	1650												

Rated Ripple (mArms) at 105°C 120Hz

Frequency coefficient of rated ripple current

Cap.(μF)	Frequency	50Hz	120Hz	300Hz	1kHz	10kHz ~
~ 47		0.75	1.00	1.35	1.57	2.00
100 ~ 470		0.80	1.00	1.23	1.34	1.50
1000 ~ 10000		0.85	1.00	1.10	1.13	1.15

Please refer to page 21, 22, 23 about the formed or taped product spec.
Please refer to page 3 for the minimum order quantity.

CAT.8100V