

PLEASE CHECK WWW.MOLEX.COM FOR LATEST PART INFORMATION

Part Number: [0737701109](#)
Status: **Active**
Overview: [hdm](#)
Description: 2.00mm (.079") Pitch HDM® Board-to-Board Stacking Header, High Rise Vertical, SMC, Closed End Option, 144 Circuits

Documents:

[Drawing \(PDF\)](#) [RoHS Certificate of Compliance \(PDF\)](#)
[Product Specification PS-73780-999 \(PDF\)](#)

Agency Certification

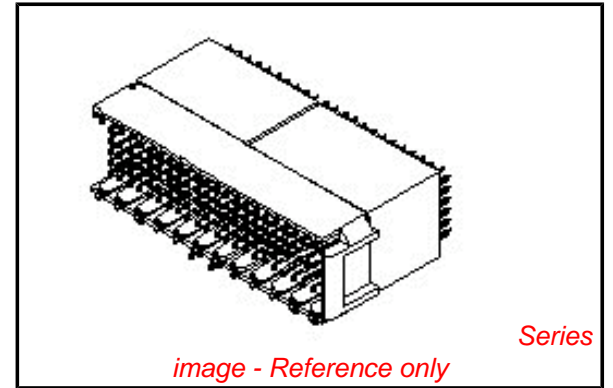
CSA LR19980

General

Product Family Backplane Connectors
 Series [73770](#)
 Application Backplane, Mezzanine
 Comments Closed End Option
 Component Type PCB Header
 Overview [hdm](#)
 Product Name HDM®
 Style N/A

Physical

Circuits (Loaded) 144
 Circuits (maximum) 144
 Color - Resin Black
 Durability (mating cycles max) 250
 First Mate / Last Break No
 Flammability 94V-0
 Guide to Mating Part No
 Keying to Mating Part None
 Material - Metal Phosphor Bronze
 Material - Plating Mating Gold
 Material - Plating Termination Tin
 Material - Resin High Temperature Thermoplastic
 Number of Columns 24
 Number of Pairs Open Pin Field
 Number of Rows 6
 Orientation Vertical
 PC Tail Length (in) 0.142 In
 PC Tail Length (mm) 3.60 mm
 PCB Locator No
 PCB Retention None
 PCB Thickness Recommended (in) 0.098 In
 PCB Thickness Recommended (mm) 2.50 mm
 Packaging Type Tube
 Pitch - Mating Interface (in) 0.079 In
 Pitch - Mating Interface (mm) 2.00 mm
 Pitch - Term. Interface (in) 0.079 In
 Pitch - Term. Interface (mm) 2.00 mm
 Plating min: Mating (µin) 30
 Plating min: Mating (µm) 0.75
 Plating min: Termination (µin) 15
 Plating min: Termination (µm) 0.375
 Polarized to PCB No



EU RoHS

**ELV and RoHS
 Compliant**
**REACH SVHC
 Contains SVHC: No**
**Halogen-Free
 Status**

China RoHS



Not Reviewed

**Need more information on product
 environmental compliance?**

Email productcompliance@molex.com
 For a multiple part number RoHS Certificate of
 Compliance, [click here](#)

Please visit the [Contact Us](#) section for any
 non-product compliance questions.

Search Parts in this Series

[73770Series](#)

Mates With

[73632 HDM PLUS® Board-to-Board
 Daughtercard Receptacle.](#) [73780 HDM®
 Board-to-Board Daughtercard Receptacle](#)

Application Tooling | FAQ

*Tooling specifications and manuals are
 found by selecting the products below.
 Crimp Height Specifications are then
 contained in the Application Tooling
 Specification document.*

Global

Description	Product #
Flat Rock Tooling for Pneumatic Press	0622013700
HDM® Backplane Insertion Signal Contact Tool	0621001400
HDM® Backplane Insertion Head for 144 Positions	0622005703

Stackable	No
Surface Mount Compatible (SMC)	Yes
Temperature Range - Operating	-55°C to +105°C
Termination Interface: Style	Through Hole - Compliant Pin

Extraction Tool	0621001000
-----------------	------------

Electrical

Current - Maximum per Contact	1A
Data Rate	1.0 Gbps
Real Signals (per 25mm)	75
Shielded	No
Voltage - Maximum	250V AC

Material Info

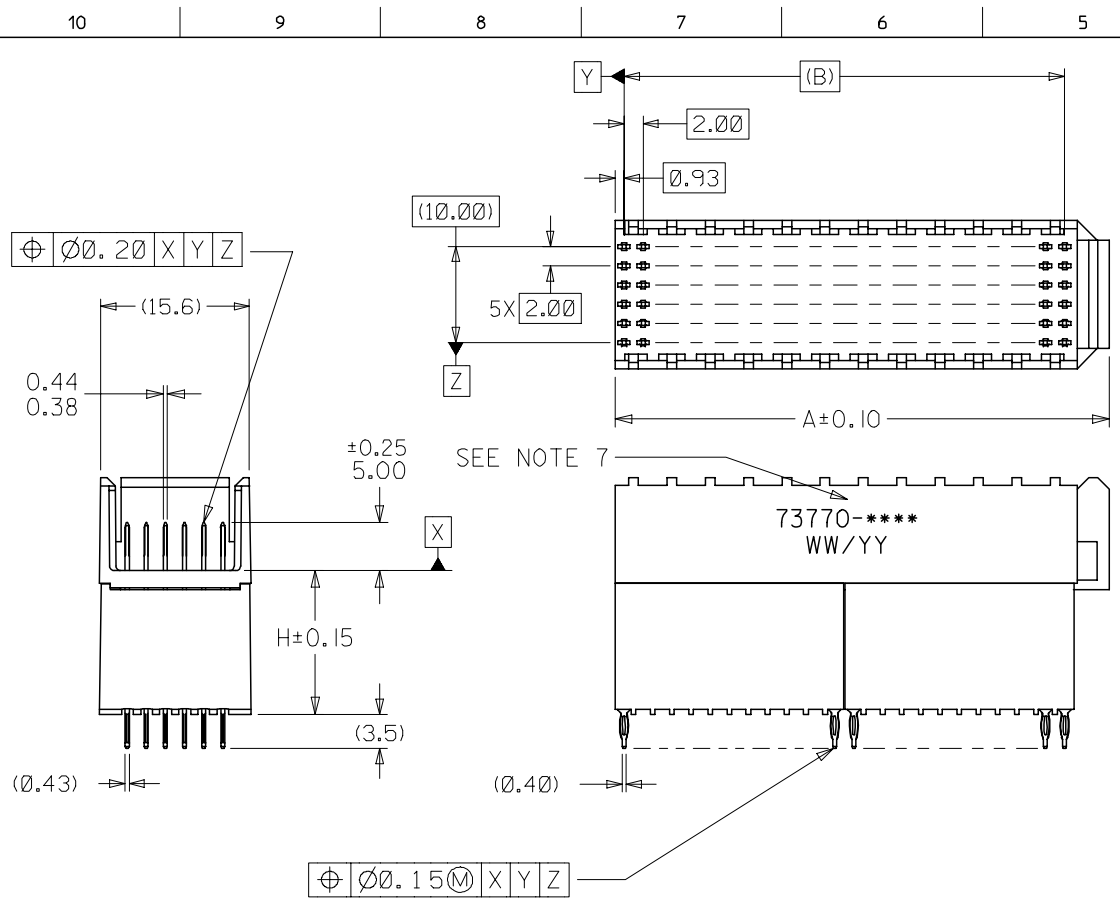
Reference - Drawing Numbers

Packaging Specification	PK-70873-0870
Product Specification	PS-73780-999
Sales Drawing	SD-73770-002

HDM and High Density Metric are trademarks of Amphenol Corporation

This document was generated on 05/14/2010

PLEASE CHECK WWW.MOLEX.COM FOR LATEST PART INFORMATION



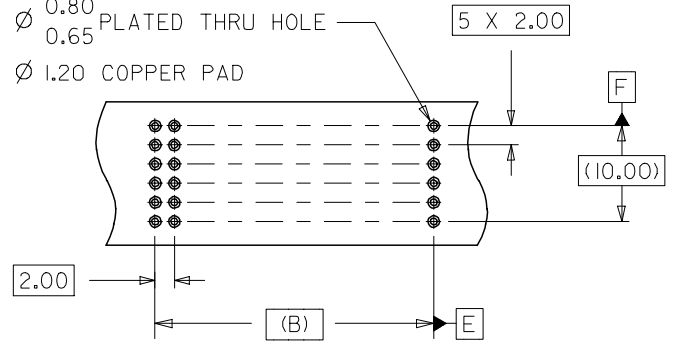
- NOTES:
1. MATERIALS: HOUSING-LIQUID CRYSTAL POLYMER (LCP), GLASS-FILLED UL 94V-0, COLOR: BLACK, TERMINAL: PHOSPHOR BRONZE
 2. FINISH: SELECTIVE GOLD (AU) IN CONTACT AREA, 0.76 MICROMETER MINIMUM THICKNESS; SELECTIVE TIN (Sn) ON TAILS, 0.38 MICROMETER MINIMUM THICKNESS; NICKEL (Ni) UNDERPLATE OVERALL.
 3. THIS PART CONFORMS TO MOLEX PRODUCT SPECIFICATION: PS-73780-999.
 4. DIMENSIONS ARE IN MILLIMETERS
 5. RECOMMENDED PCB THICKNESS: 2.50 MINIMUM
 6. PACKAGE PER PK-70837-0870, PK-70873-0871, OR PK-70873-00875
 7. PART MARKED WITH PART NUMBER AND DATE CODE APPROXIMATELY WHERE SHOWN.

⊕ Ø0.15 (M) X Y Z

Ø 0.838 DRILL

Ø 0.80 PLATED THRU HOLE
Ø 0.65

Ø 1.20 COPPER PAD



BACKPLANE HOLE PATTERN

ASSEMBLY P/N	TOTAL NUMBER OF SIGNAL CONTACTS	DIM "A"	DIM "B"	DIM "H"
73770-0109	72	27.6	22.00	15.05
73770-0209	72	27.6	22.00	6.05
73770-0309	72	27.6	22.00	10.05
73770-1109	144	51.6	46.00	15.05
73770-1209	144	51.6	46.00	6.05
73770-1309	144	51.6	46.00	10.05

INITIAL RELEASE EC NO: UCP2005-2847 DRW:MIBARRA 2005/07/25 CHK:D.BSMART 2005/07/26 APPR:SMILLER 2005/07/27	QUALITY SYMBOLS	DESCRIPTION REV
	$\nabla=0$ $\nabla=0$	
	GENERAL TOLERANCES (UNLESS SPECIFIED)	
	DIMENSION STYLE MM ONLY	

	mm	INCH
4 PLACES	± ---	± ---
3 PLACES	± ---	± ---
2 PLACES	± 0.05	± ---
1 PLACE	± 0.10	± ---
ANGULAR ±1/2°		

DRAWN BY	DATE
MIBARRA	05/07/06
CHECKED BY	DATE
BSMART	05/07/06
APPROVED BY	DATE
SMILLER	05/07/06
MATERIAL NO.	DOCUMENT NO.
SEE TABLE	SD-73770-002

SCALE	DESIGN UNITS	THIRD ANGLE PROJECTION
2:1	METRIC	
TITLE		
SALES ASSY HDM BACKPLANE STACKING MODULE CLOSED END OPTION PRESSFIT		
MOLEX INCORPORATED		
SHEET NO.		1 OF 1