



**Data Sheet**



Product Category: IF SAW Filter

Part Number	Package	Application	Last Modified
811-SL200.0M-05	11.6 x 5.0 SMD	Base Station & Repeater	Apr 18, 2007

TYPE :  
200.0 MHz Bandpass SAW Filter  
Low Loss



PART NUMBER :  
**811-SL200.0M-05**

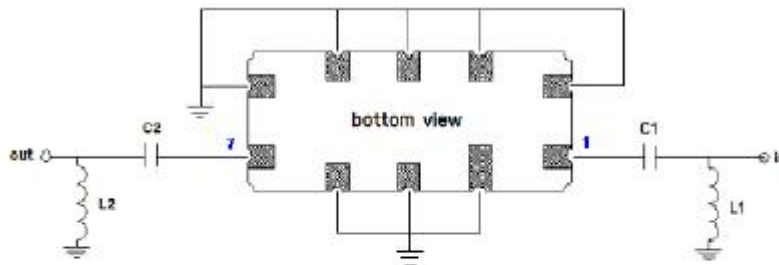
**OPERATING CONDITIONS / ELECTRICAL CHARACTERISTICS**

PARAMETERS	Minimum	Typical	Maximum	Units
Center Frequency	-	200.0	-	MHz
Insertion Loss at Fo	-	11.8	13.0	dB
Source Impedance (single ended)*	-	50	-	ohm
Load Impedance (single ended)*	-	50	-	ohm
Bandwidth at -1.0 dB	4.5	5.09	-	MHz
Bandwidth at -3.0 dB	5.5	5.92	-	MHz
Bandwidth at -40.0 dB	-	8.68	10.0	MHz
Relative Attenuation: (Ref 200MHz)	-	-	-	-
At 170 / 230 MHz	50	57	-	dB
Ultimate Rejection	45	-	-	dB
Amplitude Ripple (Fo +/- 2.05MHz)	-	0.6	1.0	dBp-p
Group Delay Variation (Fo +/- 2.05MHz)	-	100	150	nsec
Absolute Delay at Fo	-	0.98	-	µsec
Temperature Coefficient	-	-23	-	ppm/°C
In/Out Return Loss at Fo	-	-	-	dB

\*With Matching Network (Reference Testing Environment Circuit as shown) Modify Impedance Values as necessary.

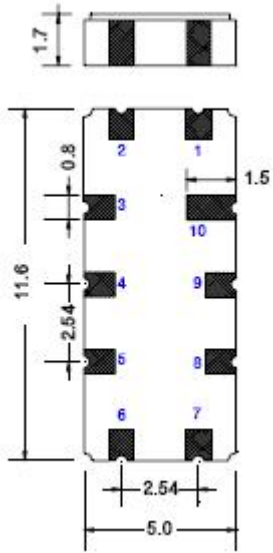
**PACKAGE OUTLINE (mm)**

**TEST FIXTURE**

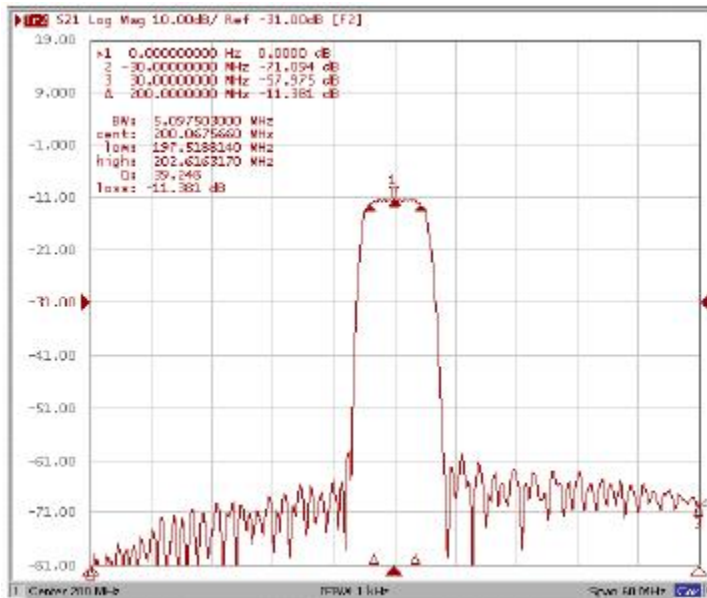


Test Fixture & Values	
Input	C1=33pF . L1=18nH Q>40
Output	C2=51pF . L2=15nH Q>40

PIN Description IN-1,OUT-7, GROUND-2,3,4,5,6,8,9,10



### FREQUENCY RESPONSE



**Oscilent Corporation** - CALL 949.252.0522

**Part No.:** 811-SL200.0M-05

18195 East McDermott Street, Building D, Irvine, CA 92614, USA  
 Fax: 949.252.0599, E-Mail: Sales@Oscilent.com