


CTLSH3-30M833S
SURFACE MOUNT
LOW V_F
SILICON SCHOTTKY RECTIFIER



www.centrasemi.com

DESCRIPTION:

The CENTRAL SEMICONDUCTOR CTLSH3-30M833S is a high performance 3.0 Amp Silicon Schottky Rectifier designed for applications where small size and operational efficiency are prime requirements. With a maximum power dissipation of 4.5W, this leadless package design has a watts per unit area at least twice that of equivalent packaged devices.



MARKING CODE: CHA1S

• Device is **Halogen Free** by design

FEATURES:

- High Current ($I_F=3.0A$)
- High Thermal Efficiency
- Low Leakage/Low V_F
- 3 x 3mm TLM™ case

MAXIMUM RATINGS: ($T_A=25^\circ C$)

	SYMBOL		UNITS
Continuous Reverse Voltage	V_R	30	V
Average Forward Current	I_O	3.0	A
Peak Forward Surge Current, $t_p=8.3ms$	I_{FSM}	25	A
Power Dissipation (Note 1)	P_D	4.5	W
Power Dissipation (Note 2)	P_D	4.0	W
Power Dissipation (Note 3)	P_D	2.5	W
Operating and Storage Junction Temperature	T_J, T_{stg}	-65 to +150	$^\circ C$
Thermal Resistance (Note 1)	θ_{JA}	27.78	$^\circ C/W$
Thermal Resistance (Note 2)	θ_{JA}	31.25	$^\circ C/W$
Thermal Resistance (Note 3)	θ_{JA}	50.00	$^\circ C/W$

ELECTRICAL CHARACTERISTICS: ($T_A=25^\circ C$ unless otherwise noted)

SYMBOL	TEST CONDITIONS	MIN	MAX	UNITS
I_R	$V_R=30V$		1.0	mA
BV_R	$I_R=5.0mA$	30		V
V_F	$I_F=500mA$		0.30	V
V_F	$I_F=1.0A$		0.35	V
V_F	$I_F=2.0A$		0.40	V
V_F	$I_F=3.0A$		0.45	V

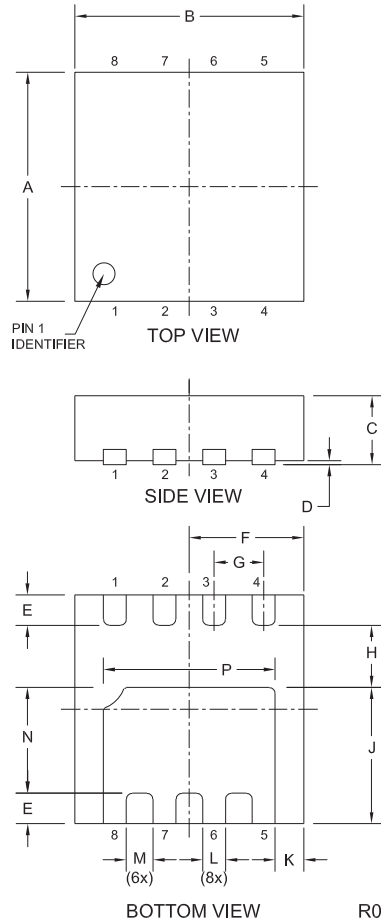
- Notes: (1) Ceramic or aluminum core PC Board with copper mounting pad area of 75 mm²
 (2) FR-4 Epoxy PC Board with copper mounting pad area of 75 mm²
 (3) FR-4 Epoxy PC Board with copper mounting pad area of 25 mm²

R0 (25-March 2010)

CTLSH3-30M833S
SURFACE MOUNT
LOW V_F
SILICON SCHOTTKY RECTIFIER



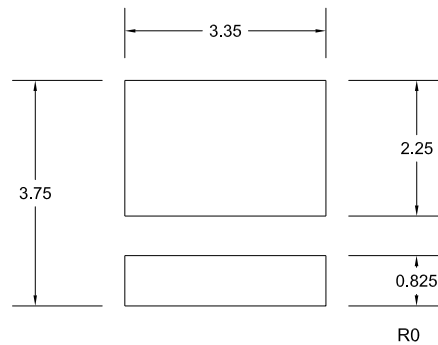
TLM833S CASE - MECHANICAL OUTLINE



SYMBOL	DIMENSIONS			
	INCHES		MILLIMETERS	
	MIN	MAX	MIN	MAX
A	0.112	0.124	2.85	3.15
B	0.112	0.124	2.85	3.15
C	0.031	0.039	0.80	1.00
D	0.000	0.002	0.00	0.05
E	0.012	0.020	0.30	0.50
F	0.056	0.062	1.43	1.57
G	0.026		0.65	
H	0.030	0.033	0.75	0.85
J	0.065	0.073	1.65	1.85
K	0.012	0.016	0.30	0.40
L	0.010	0.014	0.25	0.35
M	0.012	0.016	0.30	0.40
N	0.047	0.057	1.20	1.45
P	0.081	0.091	2.07	2.32

TLM833S (REV:R0)

SUGGESTED MOUNTING PADS
(Dimensions in mm)



LEAD CODE:

- 1) Anode
- 2) Anode
- 3) Anode
- 4) Anode
- 5) Cathode
- 6) Cathode
- 7) Cathode
- 8) Cathode

MARKING CODE: CHA1S

R0 (25-March 2010)