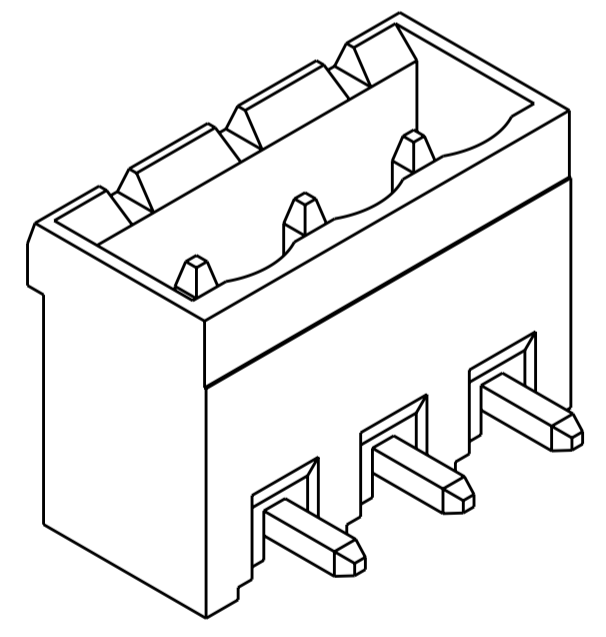
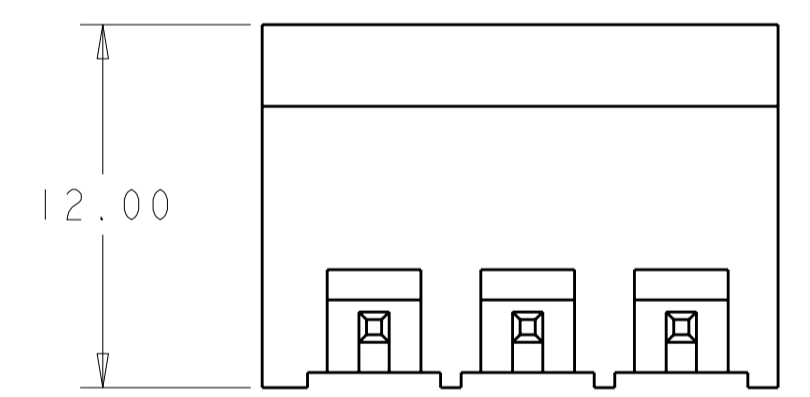
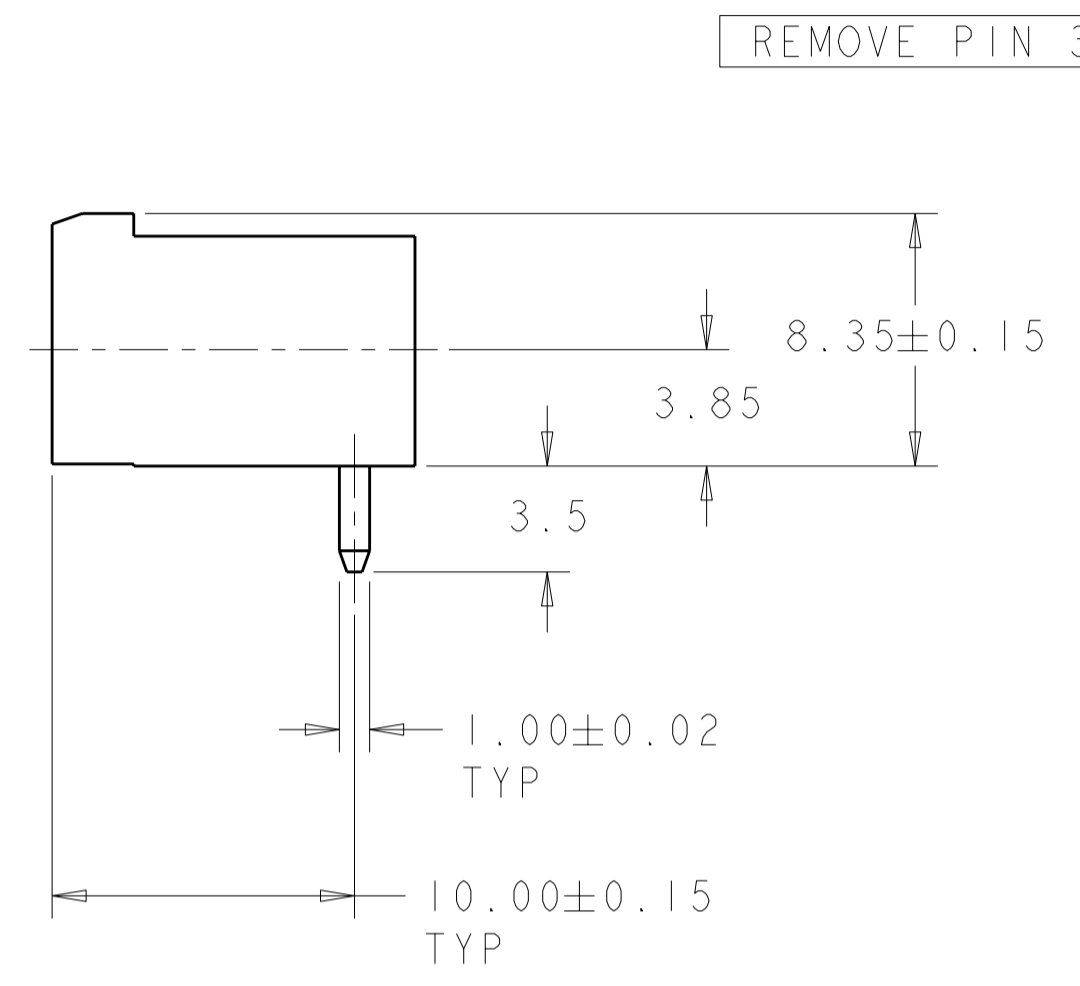
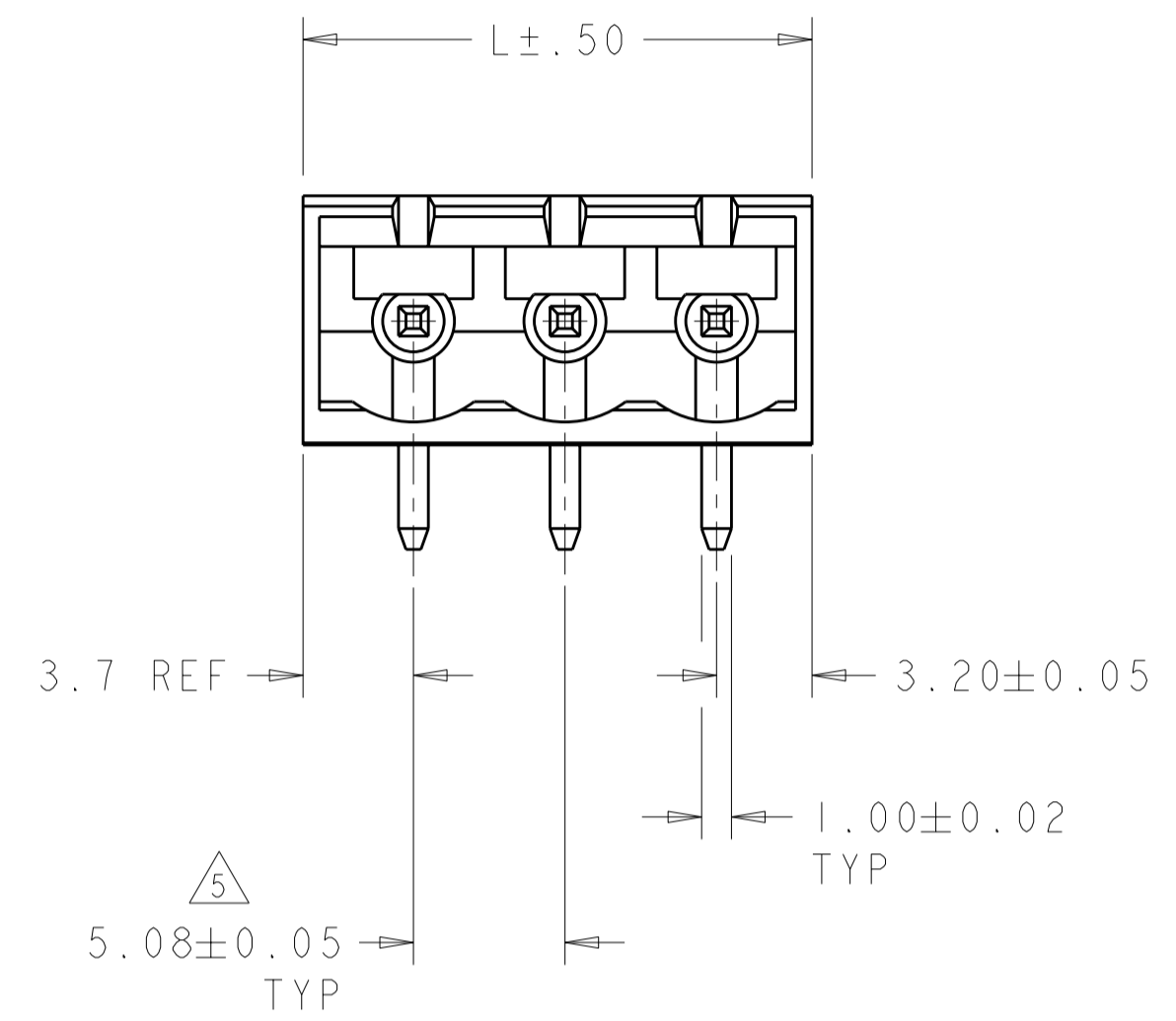
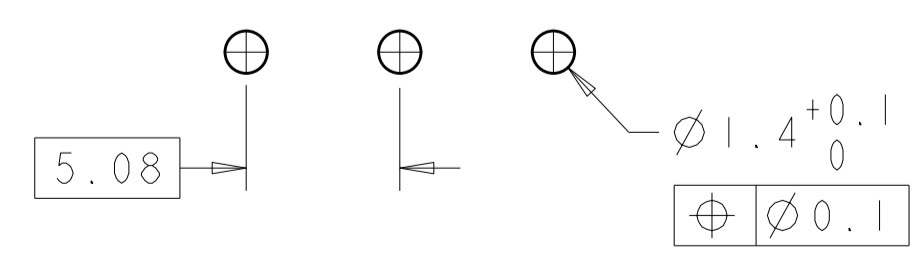


THIS DRAWING IS UNPUBLISHED. RELEASED FOR PUBLICATION 20
 © COPYRIGHT 20 BY TYCO ELECTRONICS CORPORATION. ALL RIGHTS RESERVED.

LOC		DIST		REVISIONS			
P	LTR	DESCRIPTION	DATE	DWN	APVD		
	C4	REVISED PER ECO-09-015010	25JUN2009	HMR	CR		



796638-3 AS SHOWN



RECOMMENDED PC BOARD LAYOUT

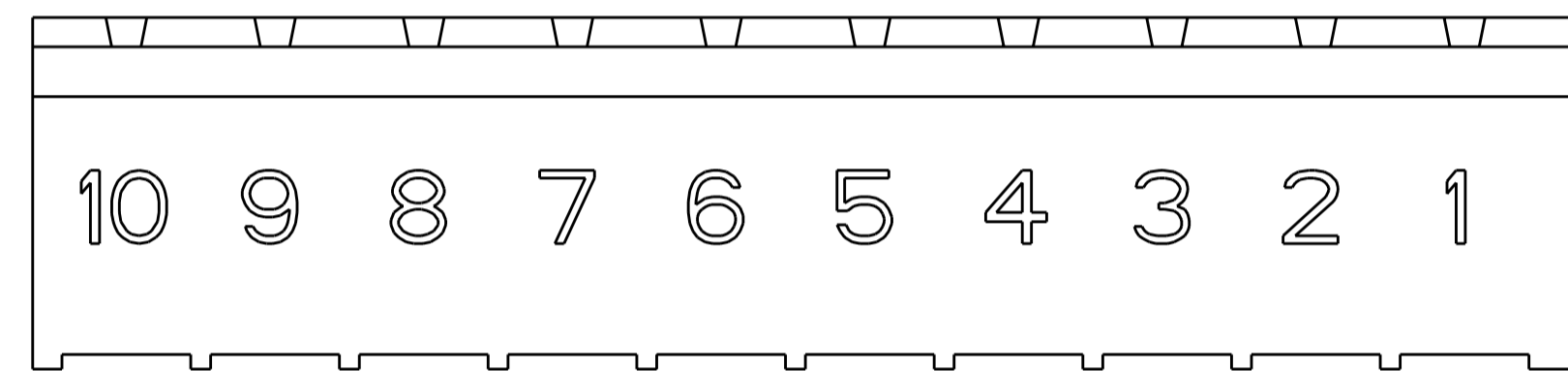
REMOVE PIN 3

PLATING	MARKING	SPECIAL	DIM L	NO OF POSN	PART NUMBER
-	-	-	27.22	5	4-796638-1
-	-	-	108.50	21	4-796638-0
-	-	-	88.18	17	3-796638-9
-	-	-	72.94	14	3-796638-8
-	-	-	62.78	12	3-796638-7
-	-	-	52.62	10	3-796638-6
-	-	-	47.54	9	3-796638-5
-	-	-	42.46	8	3-796638-4
-	-	-	37.38	7	3-796638-3
-	-	-	32.30	6	3-796638-2
-	-	-	27.22	5	3-796638-1
-	-	-	22.14	4	3-796638-0
-	-	-	17.06	3	2-796638-9
-	-	-	11.98	2	2-796638-8
-	-	-	42.46	8	2-796638-7
-	-	-	52.62	10	2-796638-6
-	-	-	128.82	25	2-796638-5
-	-	-	123.74	24	2-796638-4
-	-	-	118.66	23	2-796638-3
-	-	-	113.58	22	2-796638-2
-	-	-	108.50	21	2-796638-1
-	-	-	103.42	20	2-796638-0
-	-	-	98.34	19	1-796638-9
-	-	-	93.26	18	1-796638-8
-	-	-	88.18	17	1-796638-7
-	-	-	83.10	16	1-796638-6
-	-	-	78.02	15	1-796638-5
-	-	-	72.94	14	1-796638-4
-	-	-	67.86	13	1-796638-3
-	-	-	62.78	12	1-796638-2
-	-	-	57.70	11	1-796638-1
-	-	-	52.62	10	1-796638-0
-	-	-	47.54	9	796638-9
-	-	-	42.46	8	796638-8
-	-	-	37.38	7	796638-7
-	-	-	32.30	6	796638-6
-	-	-	27.22	5	796638-5
-	-	-	22.14	4	796638-4
-	-	-	17.06	3	796638-3
-	-	-	11.98	2	796638-2

THIS DRAWING IS A CONTROLLED DOCUMENT FOR TYCO ELECTRONICS CORPORATION. IT IS SUBJECT TO CHANGE AND THE CONTROLLING ENGINEERING ORGANIZATION SHOULD BE CONTACTED FOR THE LATEST REVISION.		DWN S.WELDON 19OCT2000 CHK D.BIEVENOUR 19OCT2000 APVD D.BIEVENOUR 19OCT2000	Tyco Electronics Harrisburg, PA 17105-3608
DIMENSIONS: mm	TOLERANCES UNLESS OTHERWISE SPECIFIED: 0 PLC ± 1 PLC ±0.3 2 PLC ±0.25 3 PLC ± 4 PLC ± ANGLES ± FINISH	PRODUCT SPEC APPLICATION SPEC WEIGHT	NAME TERMI-BLOK HEADER ASSEMBLY, 90 DEGREE, CLOSED ENDS, 5.08mm PITCH
MATERIAL		CUSTOMER DRAWING	SIZE A2 CAGE CODE 00779 DRAWING NO. C-796638 RESTRICTED TO
SCALE 4:1			SHEET 1 OF 2 REV C4

THIS DRAWING IS UNPUBLISHED. RELEASED FOR PUBLICATION 20
 © COPYRIGHT 20 BY TYCO ELECTRONICS CORPORATION. ALL RIGHTS RESERVED.

LOC		DIST		REVISIONS			
P	LTR	DESCRIPTION	DATE	DWN	APVD		
		SEE SHEET 1					



DETAIL L

- 1. MATERIALS AND FINISH:
 HOUSING: PA 6-6, UL 94-V0, COLOR: GREEN.
 TERMINAL: PHOSPHOR BRONZE, SEE TABLE.
- 2. SUITABLE FOR 1,6-2, 4mm PC BOARD THICKNESS.
- 3. RECOGNIZED UNDER THE COMPONENT PROGRAM OF UNDERWRITERS LABORATORIES INC. FILE N° E60677.
- 4. IMQ CERTIFICATE WITH SURVEILLANCE IN CONFORMITY WITH IEC 998-1/998-2-1.)
- 5. NOT CUMULATIVE TOLERANCE
- 6. INK MARKED WHITE.
- 7. BUCHANAN LOGO TO APPEAR ON HOUSING, LOCATION OPTIONAL WHERE SPACE PERMITS.
- 8. CONTACTS SELECTIVELY LOADED IN POSITIONS 1,2,4,5,7,8.
- 9. TIN PLATED WITH 6-7 µm, ALL OVER 2-3 µm NICKEL.
- 10. GOLD PLATED WITH 0.76µm, ALL OVER 2-3 µm NICKEL.
- 11. PRELIMINARY - NOT FOR PRODUCTION.

<small>THIS DRAWING IS A CONTROLLED DOCUMENT FOR TYCO ELECTRONICS CORPORATION IT IS SUBJECT TO CHANGE AND THE CONTROLLING ENGINEERING ORGANIZATION SHOULD BE CONTACTED FOR THE LATEST REVISION.</small>		DWN S.WELDON 19OCT2000 CHK D.BIEVENOUR 19OCT2000 APVD D.BIEVENOUR 19OCT2000	Tyco Electronics Harrisburg, PA 17105-3608
DIMENSIONS: mm	TOLERANCES UNLESS OTHERWISE SPECIFIED: 0 PLC ± 1 PLC ± 2 PLC ± 3 PLC ± 4 PLC ± ANGLES ± FINISH -	PRODUCT SPEC - APPLICATION SPEC - WEIGHT -	NAME TERMI-BLOK HEADER ASSEMBLY, 90 DEGREE, CLOSED ENDS, 5.08mm PITCH
MATERIAL -		SCALE 4:1 SHEET 2 OF 2 REV C4	RESTRICTED TO -