

CLI600 CLI610

Optical Switches

GENERAL DESCRIPTION

These optical switches couple an infrared light emitting diode and a silicon photodetector. The detector in the CLI610 is an NPN phototransistor. The CLI600 has a photodarlington providing higher sensor currents. Switching takes place whenever an opaque object passes through the .276" wide gap.

ABSOLUTE MAXIMUM RATINGS

Maximum Temperature:

Storage - 55°C to + 150°C

Operating Jct. Temperature + 100°C

EMITTER (GaAs Diode)

Power Dissipation:

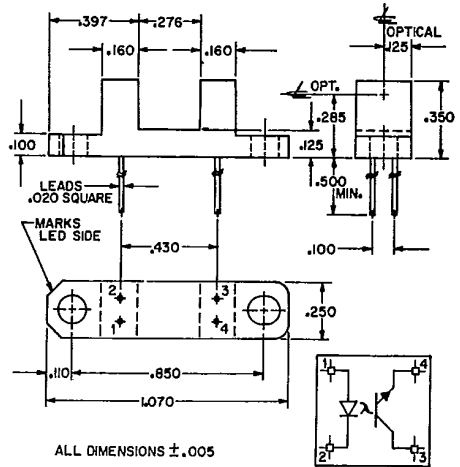
At 25°C Amb., Pd=100mw, derate 1.33mw/°C

Maximum Voltage:

V_R Reverse Voltage=4.0 volts

Maximum Current:

I_F D.C. Forward Current=60ma cont.



ALL DIMENSIONS ± .005

DETECTOR

Power Dissipation:

At 25°C amb., Pd=150mw, derate 2.0mw/°C

Maximum Voltages:

V_{CEO}=30V, V_{CCO}=5V

Maximum Current:

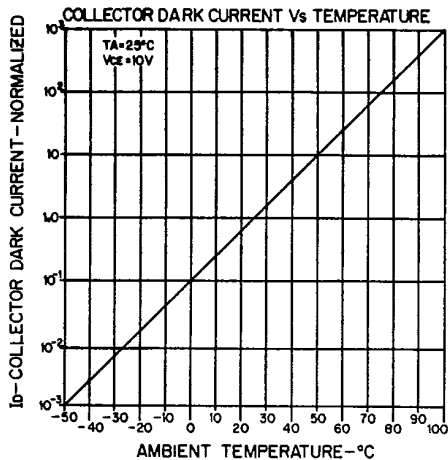
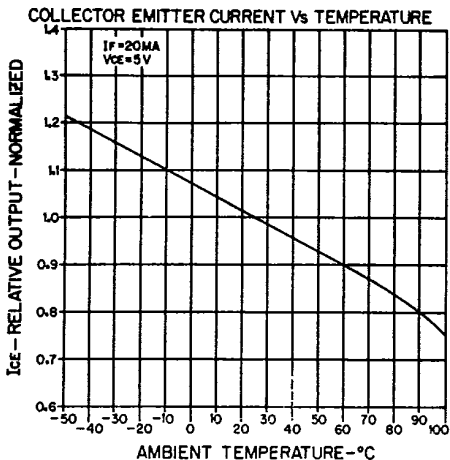
I_C Collector Current 100ma pulsed

ELECTRICAL CHARACTERISTICS 25°C Free Air

Symbol	Characteristics	Test Conditions	CLI600 Min. Max.	CLI610 Min. Max.	Units
EMITTER V _R V _F	Reverse Voltage	I _R =10μa	4.0	4.0	volts
	Forward Voltage	I _F =16ma	1.8	1.8	volts
SENSOR BV _{CEO}	Collector to Emitter Breakdown Voltage	I _C =100μa	30	30	volts
	I _D Leakage Current	V _{CE} =10V,	100	50	na
COUPLED I _{CE}	Sensor Current	I _F =5ma, V _{CE} =5V I _F =20ma, V _{CE} =5V	2.0	0.4	ma ma
	V _{CE(SAT)} Collector to Emitter Saturation Voltage	I _F =20ma, I _C =.25ma I _F =30ma, I _C =.25ma	1.2	0.4	volts volts
T _R , T _F	Rise, Fall Time	I _C =2ma, V _{CC} =5V R _L =100 ohms	150 Typ.	5 Typ.	μsec

CLI610

T-41-73



CLI600

