

ASSP

TIMING EXTRACTION FILTER (50 to 300MHz)

F4 SERIES

■ DESCRIPTION

The F4 series are timing extraction filter used in the high-grade digital transmission equipment like wide-band ISDN. The F4 series uses a single lithium tantalate piezoelectric crystal (LiTaO_3) that has large electromechanical coupling coefficient, and a unique SAW resonator. That provides wide bandwidths, insertion loss, and exceptional stability in VHF band until 300MHz.

■ FEATURES

- Wide frequency range: 50 to 300MHz
- Wide band width: 0.3 to 1.0%
- Low insertion loss: 6dB or less
- Excellent temperature characteristics:
 ± 200 ppm or less (0 to 60°C)
- No adjustment is required due to small frequency deviation:
 $\Delta f_o < \pm 500$ ppm
- High reliable hermetically sealed package
- Small type, and compatible with 14-pin DIP IC

■ PACKAGE



14-pin DIP size metal case

F4 SERIES

■ PIN ASSIGNMENT

Pin number	Pin name	Description
1	IN	Input pin
7	GND	Ground pin
8	NC	No connection
14	OUT	Output pin

(BOTTOM VIEW)

■ MAXIMUM RATINGS

Item	Symbol	Rating	Unit
Operating temperature	Ta	-20 to 80	°C
Storage temperature	Tstg	-30 to 80	°C
Insulation resistance	IR	100 (100V DC)	MΩ
Frequency range	—	50 to 300	MHz

■ RECOMMENDED OPERATING CONDITIONS

Item	Symbol	Rating	Unit
Operating temperature	Ta	0 to 70	°C

■ STANDARD FREQUENCIES

Frequency	Application	Part number
51.84MHz	Wide band ISDN	FAR-F4DA-51M840-G201
97.728MHz	Japanese fourth group	FAR-F4DA-97M728-G201
155.52MHz	Wideband ISDN	FAR-F4DA-155M52-G201

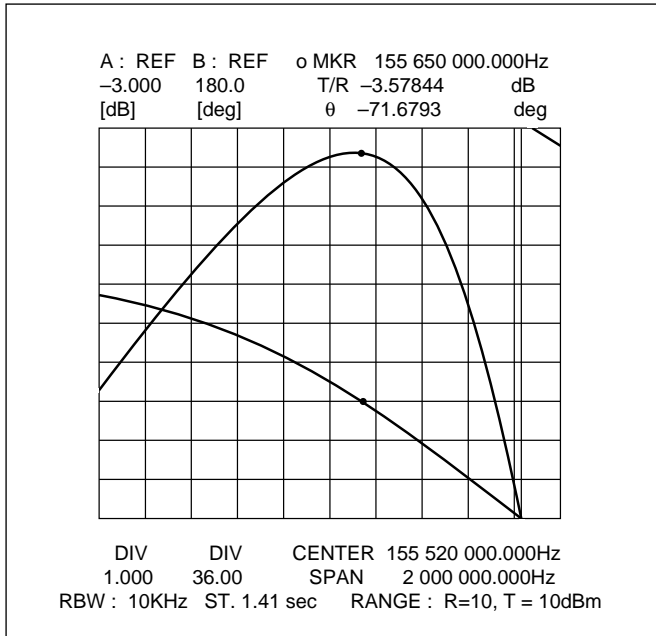
■ ELECTRICAL CHARACTERISTICS

Item	Symbol	Condition	Rated value			Unit	Remarks
			Min.	Typ.	Max.		
Frequency deviation	Δf_0	—	-500	—	+500	ppm	f_0 standard
Load Q	Q	—	100	—	333	—	
Insertion loss	IL	—	—	—	6	dB	
Stop band attenuation	A _{OUT}	$f_0 \pm 10\text{MHz}$	15	—	—	dB	
Frequency temperature stability	$\Delta f (T_a)$	—	-300	—	+300	ppm	25°C standard Ta = 0 to 70°C
Terminate impedance	Z	—	10	—	50	Ω	

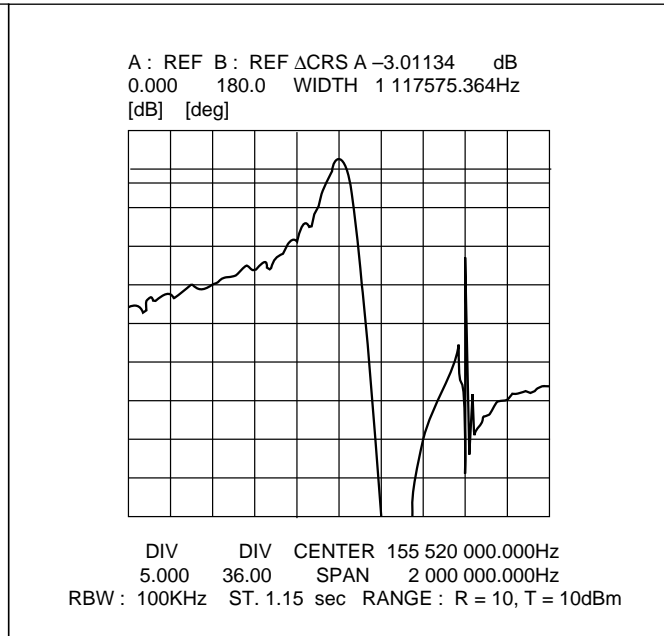
CHARACTERISTICS EXAMPLE

155.52MHz example

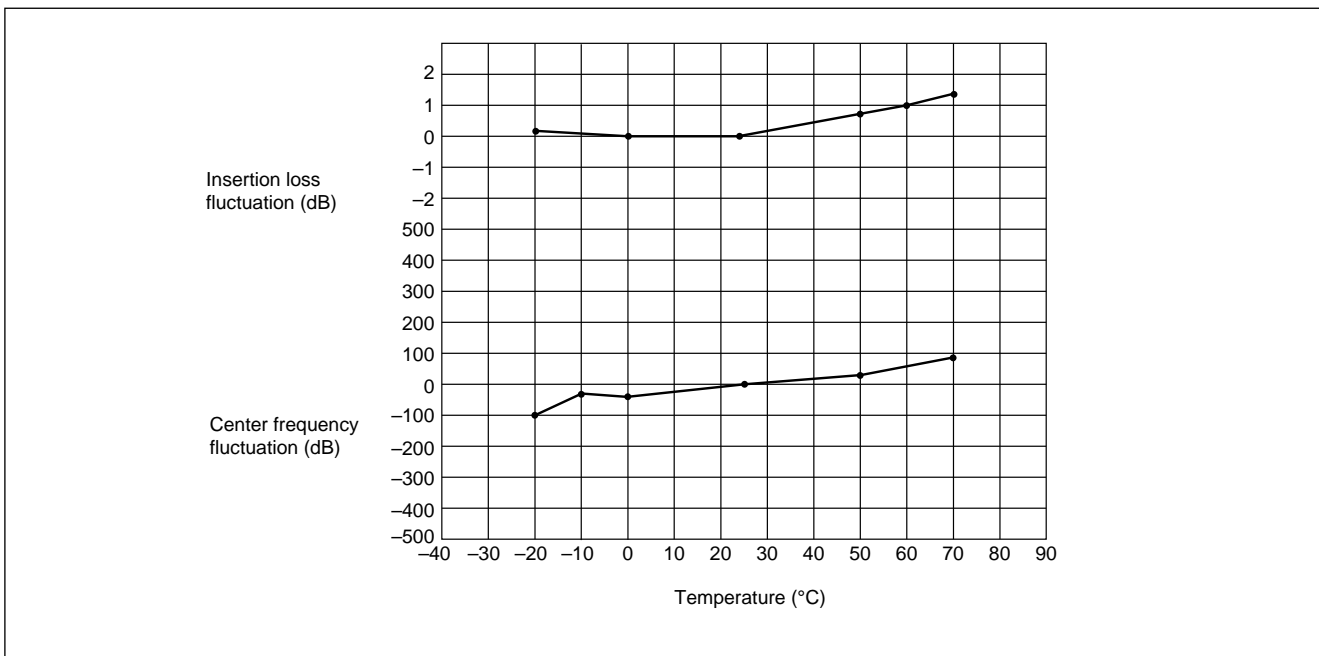
Pass band characteristic



Stop band characteristic



Temperature characteristic



F4 SERIES

■ PART NUMBERING SYSTEM

[Example]

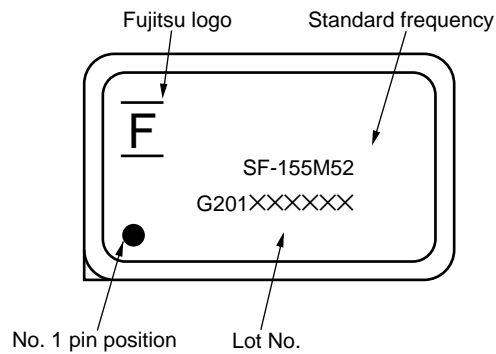
FAR-F4DA-□□□□□□ -G □□□
 u 1

u Frequency designation : Designate the standard frequency in six characters.
 M indicates the decimal point in MHz.

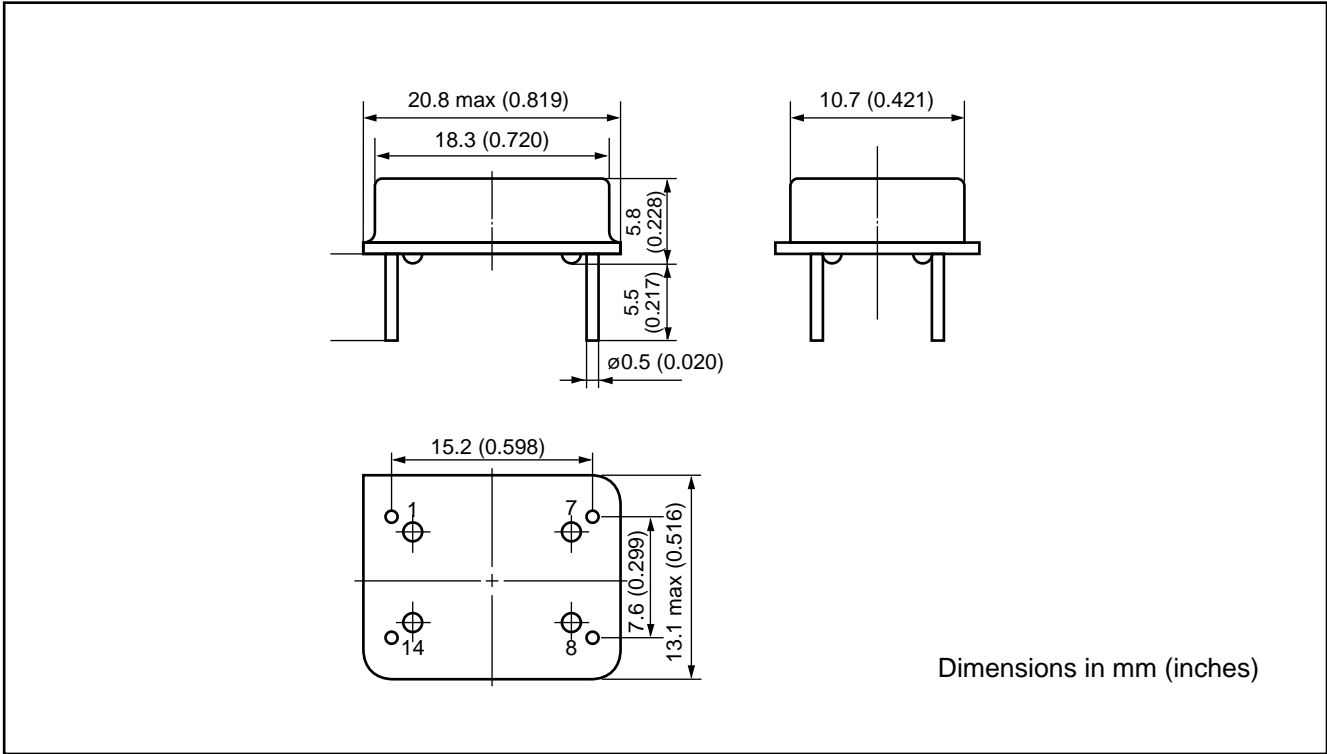
Frequency	Designation
51.84 MHz	51M840
97.728 MHz	97M728
115.52 MHz	115M52

1 Serial number : Specify 201 to 999 (201 is normal).

■ MARKING



■ DIMENSIONS



FUJITSU LIMITED

For further information please contact:

Japan

FUJITSU LIMITED
Corporate Global Business Support Division
Electronic Devices
KAWASAKI PLANT, 4-1-1, Kamikodanaka
Nakahara-ku, Kawasaki-shi
Kanagawa 211-88, Japan
Tel: (044) 754-3763
Fax: (044) 754-3329

North and South America

FUJITSU MICROELECTRONICS, INC.
Semiconductor Division
3545 North First Street
San Jose, CA 95134-1804, U.S.A.
Tel: (408) 922-9000
Fax: (408) 432-9044/9045

Europe

FUJITSU MIKROELEKTRONIK GmbH
Am Siebenstein 6-10
63303 Dreieich-Buchsschlag
Germany
Tel: (06103) 690-0
Fax: (06103) 690-122

Asia Pacific

FUJITSU MICROELECTRONICS ASIA PTE. LIMITED
#05-08, 151 Lorong Chuan
New Tech Park
Singapore 556741
Tel: (65) 281-0770
Fax: (65) 281-0220

All Rights Reserved.

The contents of this document are subject to change without notice. Customers are advised to consult with FUJITSU sales representatives before ordering.

The information and circuit diagrams in this document presented as examples of semiconductor device applications, and are not intended to be incorporated in devices for actual use. Also, FUJITSU is unable to assume responsibility for infringement of any patent rights or other rights of third parties arising from the use of this information or circuit diagrams.

FUJITSU semiconductor devices are intended for use in standard applications (computers, office automation and other office equipment, industrial, communications, and measurement equipment, personal or household devices, etc.).

CAUTION:

Customers considering the use of our products in special applications where failure or abnormal operation may directly affect human lives or cause physical injury or property damage, or where extremely high levels of reliability are demanded (such as aerospace systems, atomic energy controls, sea floor repeaters, vehicle operating controls, medical devices for life support, etc.) are requested to consult with FUJITSU sales representatives before such use. The company will not be responsible for damages arising from such use without prior approval.

Any semiconductor devices have inherently a certain rate of failure. You must protect against injury, damage or loss from such failures by incorporating safety design measures into your facility and equipment such as redundancy, fire protection, and prevention of over-current levels and other abnormal operating conditions.

If any products described in this document represent goods or technologies subject to certain restrictions on export under the Foreign Exchange and Foreign Trade Control Law of Japan, the prior authorization by Japanese government should be required for export of those products from Japan.