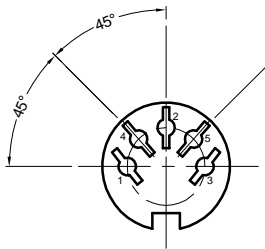
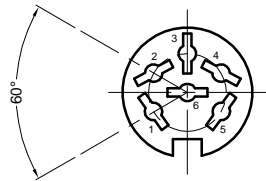


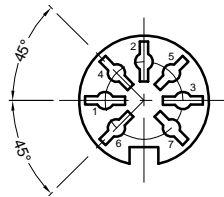
Recommended Panel Cutout—  
Mount connector on outside of panel, use  
#4-40 UNC pan-head screws with kep  
nuts to secure connector to panel.  
Tighten to 4.5±0.5 in-lbs.



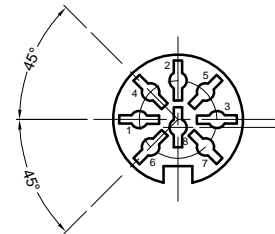
5 Position



6 Position



7 Position



8 Position

**Materials and Finish**

Shell: Phosphor Bronze, Nickel plated.  
Contacts: Phosphor Bronze,  
Tin plated  
Insulation: PBT, black  
UL94V-0 rated

**Electrical Characteristics**

Rating: 100V AC (rms) 2amp Max.  
Insulation Resistance:  
100 Megohm Min. at 500V DC  
Dielectric Strength:  
1000V AC for 1 minute  
Contact Resistance:  
20 milliohm Max.  
Durability Rating:  
100 mating cycles min.  
Operating Temperature:  
-25°C to +80°C

**RoHS COMPLIANT**  
EU Directive 2002/95/EC



Tolerances
X.X ± 0.25
X.XX ± 0.15
Unless Stated Otherwise

REV.	DATE	DESCRIPTION	REV. BY	CHK. BY	DRAWN BY	DATE
A1	7/21/05	New Drawing	N.Chang	C. Furumasa	N.Chang	5/03/05

**KCDPX-xS-S**  
x = # of Positions

**Panel Mount DIN ,**  
**Metal Shell ,RoHS Compliant**

