



FEATURES

- RoHS compliant
- Toroidal construction
- Up to 7.6A I_{DC}
- Inductance range from 10μH to 1.0mH
- Low EMI
- UL 94V-0 packaging materials
- Low DC resistance

PRODUCT OVERVIEW

The 3300 series is a range of through-hole power inductors. Due to the toroidal construction, they exhibit a very low EMI as stray flux is kept to a minimum. Typical applications include switching regulators, and power line filtering.

SELECTION GUIDE

Order Code	Inductance, L	DC Current ²	DC Resistance	Q @ f MHz		SRF	Package Weight
	±15%	Max.	Max.	Nom.		Typ.	Typ.
	μH	A	mΩ	Q	f	MHz	g
33100C	10	7.60	20	3.4	1.0	68	20.8
33150C	15	6.20	27	3.3	1.0	49	21.3
33220C	22	5.10	33	3.4	1.0	37	21.5
33330C	33	4.20	40	3.5	1.0	24	22.0
33470C	47	3.50	48	3.4	1.0	17	22.5
33680C	68	2.90	57	3.5	1.0	16	22.9
33101C	100	2.40	70	3.9	0.8	9.7	23.7
33151C	150	2.00	84	3.8	0.8	7.2	24.9
33221C	220	1.60	102	3.2	0.8	2.0	26.1
33331C	330	1.30	126	3.4	0.8	1.9	27.8
33471C	470	1.10	152	2.6	0.8	1.4	29.5
33681C	680	0.92	183	0.64	0.8	0.9	31.5
33102C	1000	0.76	221	0.85	0.8	0.7	34.0

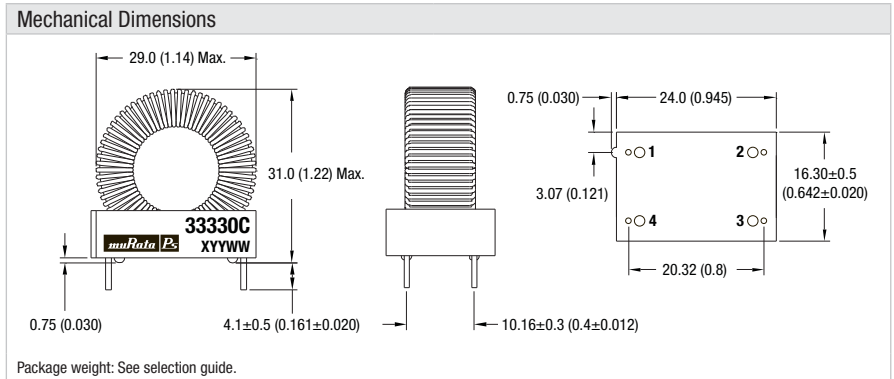
ABSOLUTE MAXIMUM RATINGS

Operating temperature range	-40°C to 125°C
Storage temperature range	-40°C to 125°C

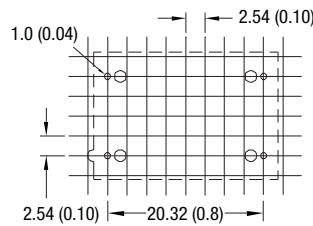
SOLDERING INFORMATION¹

Peak wave solder temperature	260°C
Pin finish	Tin

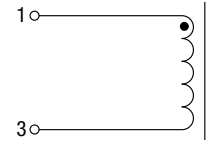
PACKAGE SPECIFICATIONS



Recommended Footprint Details



Pin Connections



Packaging

Supplied in trays (40 pieces per tray)

Unless otherwise stated, all dimensions in mm (inches) ± 0.25 (0.010).

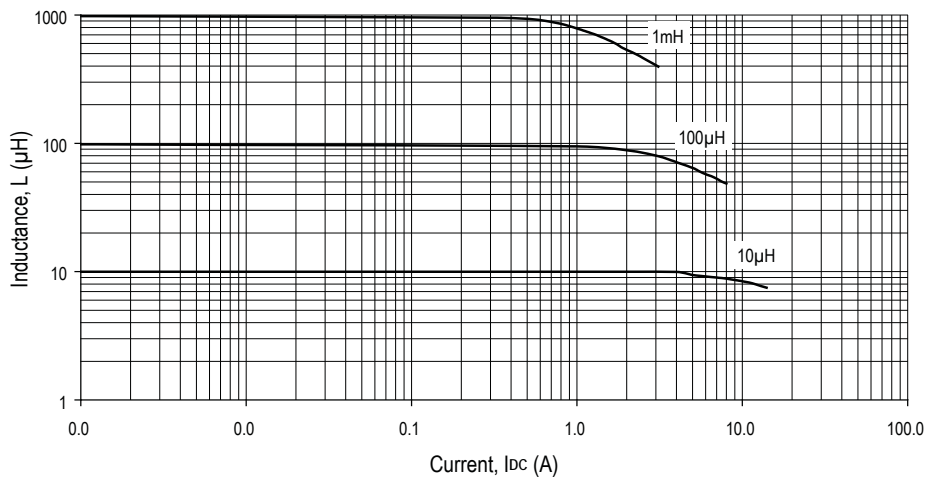
Specifications typical at T_a = 25°C

¹ For further information, please visit www.murata-ps.com/rohs

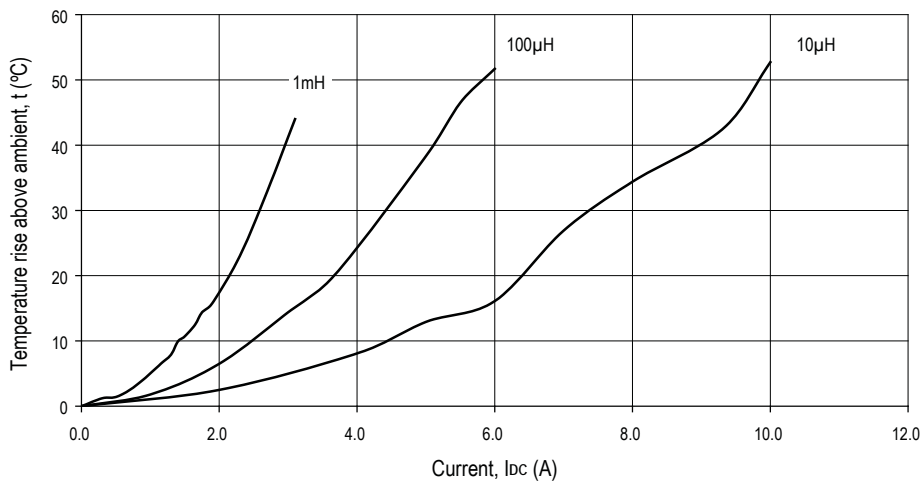
² The maximum DC current is the value at which the inductance falls to 75% of its nominal value or when its temperature rise reaches 40°C, whichever is sooner.



INDUCTANCE Vs CURRENT



TEMPERATURE Vs CURRENT



INDUCTANCE Vs FREQUENCY

