

PG4942 THRU PG4948

GLASS PASSIVATED JUNCTION FAST SWITCHING RECTIFIER VOLTAGE - 200 to 1000 Volts CURRENT - 1.0 Ampere

FEATURES

- High surge current capability
- Plastic package has Underwriters Laboratory Flammability Classification 94V-O Utilizing Flame Retardant Epoxy Molding Compound
- 1.0 ampere operation at $T_A=55\text{ }^{\circ}\text{C}$ with no thermal runaway
- Fast switching for high efficiency
- Exceeds environmental standards of MIL-S-19500/228
- Glass passivated junction in DO-41 package

MECHANICAL DATA

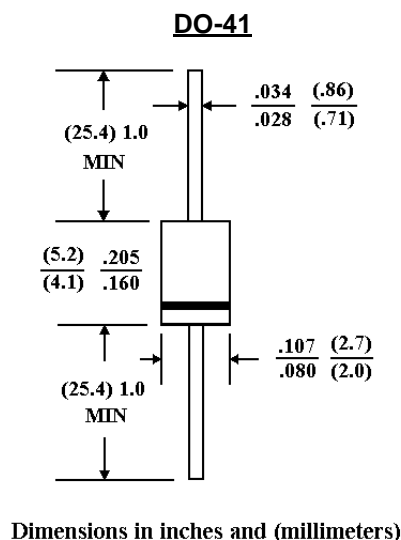
Case: Molded plastic, DO-41

Terminals: Axial leads, solderable per MIL-STD-202, Method 208

Polarity: Band denotes cathode

Mounting Position: Any

Weight: 0.012 ounce, 0.3 gram



MAXIMUM RATINGS AND ELECTRICAL CHARACTERISTICS

Ratings at $25\text{ }^{\circ}\text{C}$ ambient temperature unless otherwise specified.

Single phase, half wave, 60Hz, resistive or inductive load.

For capacitive load, derate current by 20%.

	PG4942	PG4944	PG4946	PG4947	PG4948	UNITS
Maximum Recurrent Peak Reverse Voltage	200	400	600	800	1000	V
Maximum RMS Voltage	140	280	420	560	700	V
Maximum DC Blocking Voltage	200	400	600	800	1000	V
Maximum Average Forward Rectified Current .375"(9.5mm) lead length at $T_A=55\text{ }^{\circ}\text{C}$	1.0					A
Peak Forward Surge Current 8.3ms single half sine wave superimposed on rated load(JEDEC method)	30					A
Maximum Forward Voltage at 1.0A	1.3					V
Maximum Reverse Current $T_a=25\text{ }^{\circ}\text{C}$ at Rated DC Blocking Voltage $T_a=100\text{ }^{\circ}\text{C}$	5.0					$\mu\text{g A}$
	150					$\mu\text{g A}$
Typical Junction capacitance (Note 1) C_J	12					pF
Typical Thermal Resistance (Note 3) $R_{\theta\text{KJA}}$	67					$^{\circ}\text{C/W}$
Maximum Reverse Recovery Time(Note 2)	150	150	250	250	500	ns
Operating and Storage Temperature Range	-55 to +150					$^{\circ}\text{C}$

NOTES:

1. Measured at 1 MHz and applied reverse voltage of 4.0 VDC
2. Reverse Recovery Test Conditions: $I_F=.5\text{ A}$, $I_R=1\text{ A}$, $I_{rr}=.25\text{ A}$
3. Thermal resistance from junction to ambient at 0.375"(9.5mm) lead length P.C.B. mounted

RATING AND CHARACTERISTIC CURVES

PG4942 THRU PG4948

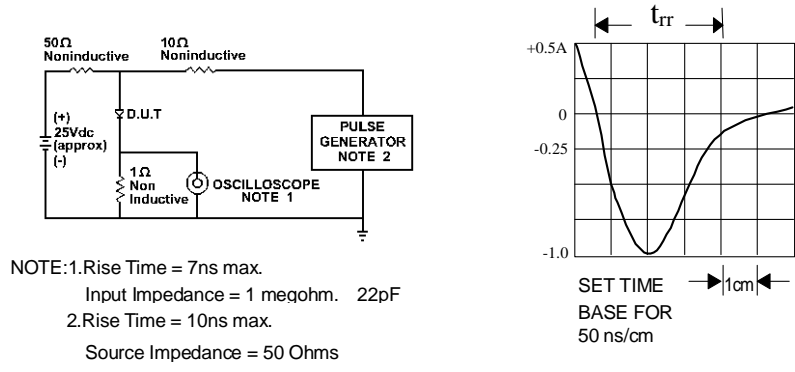
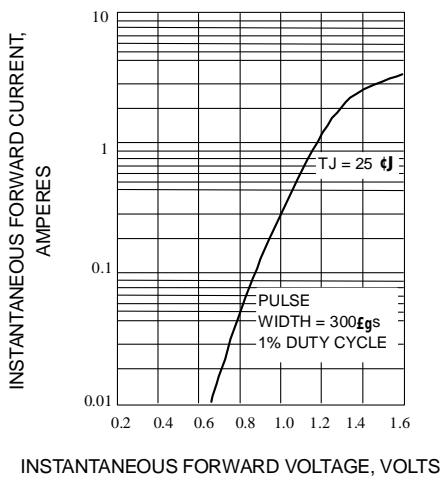


Fig. 1-REVERSE RECOVERY TIME CHARACTERISTIC AND TEST CIRCUIT DIAGRAM



INSTANTANEOUS FORWARD VOLTAGE, VOLTS

Fig. 2-TYPICAL INSTANTANEOUS FORWARD CHARACTERISTICS

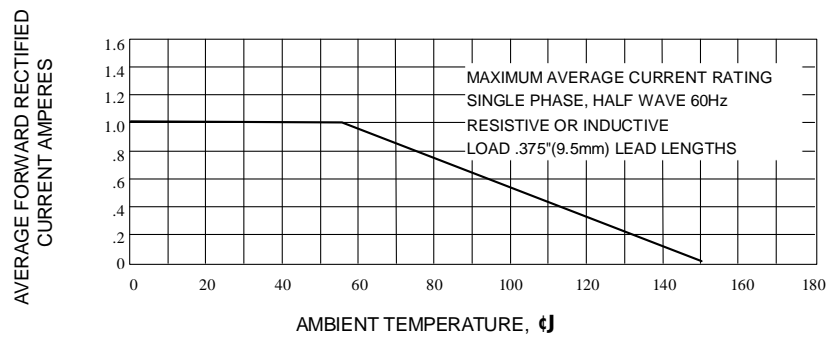


Fig. 3-FORWARD CURRENT DERATING CURVE

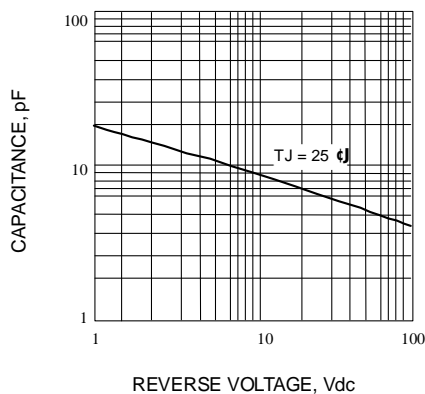


Fig. 4-TYPICAL JUNCTION CAPACITANCE

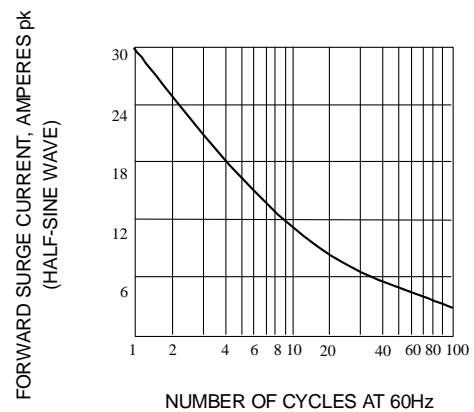


Fig. 5-PEAK FORWARD SURGE CURRENT