

TECHNICAL DATA
DATA SHEET 1068, REV. PRELIMINARY

HERMETIC POWER SCHOTTKY RECTIFIER
200°C Maximum Operation Temperature

Add Suffix "S" to Part Number for S-100 Screening.

DESCRIPTION: A 100 VOLT, 3 AMP, POWER SCHOTTKY RECTIFIER IN A CERAMIC HERMETIC LCC-5 PACKAGE.

MAXIMUM RATINGS

ALL RATINGS ARE @ $T_C = 25\text{ }^\circ\text{C}$ UNLESS OTHERWISE SPECIFIED.

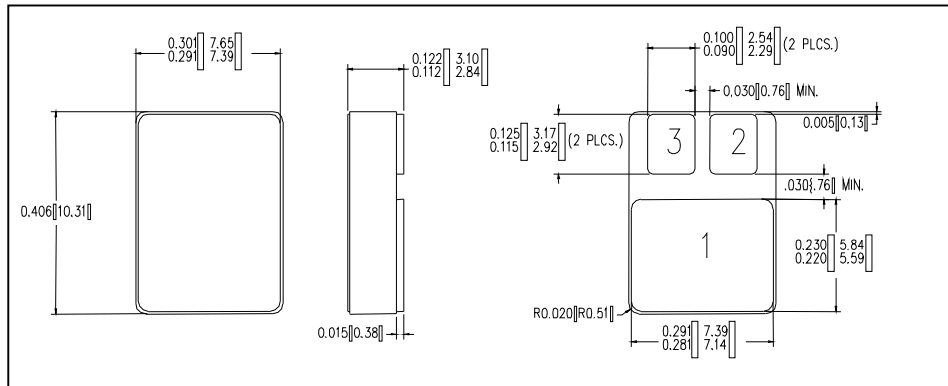
RATING	SYMBOL	MAX.	UNITS
PEAK INVERSE VOLTAGE	PIV	100	Volts
MAXIMUM DC OUTPUT CURRENT (With Cathode Maintained @ $T_C=100\text{ }^\circ\text{C}$) (SINGLE) (COMMON CATHODE)	I_O	3.0 6.0	Amps
MAXIMUM NONREPETITIVE FORWARD SURGE CURRENT ($t=8.3\text{ms}$, Sine) (PER LEG)	I_{FSM}	55	Amps
MAXIMUM JUNCTION CAPACITANCE ($V_r=5\text{V}$)	C_T	100	pF
MAXIMUM THERMAL RESISTANCE (PER LEG)	$R_{\theta JC}$	5.95	$^\circ\text{C/W}$
MAXIMUM OPERATING TEMPERATURE RANGE	T_{op}	-65 to + 200	$^\circ\text{C}$
MAXIMUM STORAGE TEMPERATURE RANGE	T_{stg}	-65 to + 175	$^\circ\text{C}$

ELECTRICAL CHARACTERISTICS

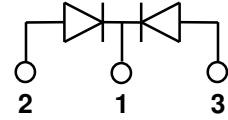
CHARACTERISTIC	SYMBOL	MAX.	UNITS
MAXIMUM FORWARD VOLTAGE DROP, Pulsed ($I_f = 3.0\text{ Amps}$) (PER LEG) $T_J = 25\text{ }^\circ\text{C}$ $T_J = 125\text{ }^\circ\text{C}$	V_f	0.89 0.73	Volts
MAXIMUM REVERSE CURRENT (I_r @ 100V PIV) (PER LEG) $T_J = 25\text{ }^\circ\text{C}$ $T_J = 125\text{ }^\circ\text{C}$	I_r	0.07 1.6	mA

SENSITRON
DATA SHEET 1068, REV. PRELIMINARY

MECHANICAL DIMENSIONS: IN Inches / mm



COMMON CATHODE

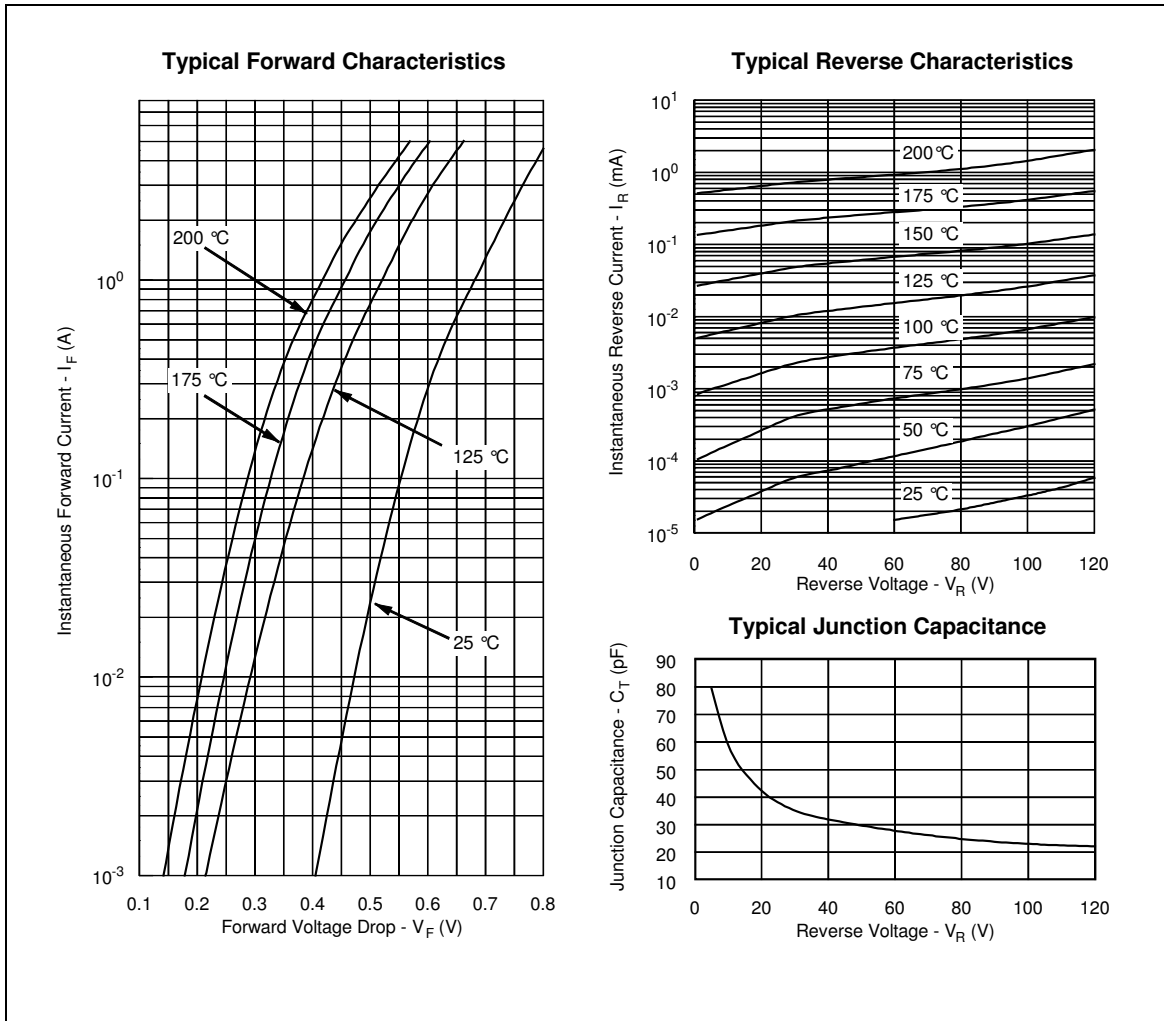


LCC-5

PINOUT TABLE

DEVICE TYPE	PIN 1	PIN 2	PIN 3
DUAL RECTIFIER, SINGLE	CATHODE	ANODE 1	ANODE 1
DUAL RECTIFIER, COMMON CATHODE (P)	CATHODE	ANODE	ANODE

V_f curves are for bare die only.



TECHNICAL DATA

DISCLAIMER:

- 1- The information given herein, including the specifications and dimensions, is subject to change without prior notice to improve product characteristics. Before ordering, purchasers are advised to contact the Sensitron Semiconductor sales department for the latest version of the datasheet(s).
- 2- In cases where extremely high reliability is required (such as use in nuclear power control, aerospace and aviation, traffic equipment, medical equipment, and safety equipment), safety should be ensured by using semiconductor devices that feature assured safety or by means of users' fail-safe precautions or other arrangement.
- 3- In no event shall Sensitron Semiconductor be liable for any damages that may result from an accident or any other cause during operation of the user's units according to the datasheet(s). Sensitron Semiconductor assumes no responsibility for any intellectual property claims or any other problems that may result from applications of information, products or circuits described in the datasheets.
- 4- In no event shall Sensitron Semiconductor be liable for any failure in a semiconductor device or any secondary damage resulting from use at a value exceeding the absolute maximum rating.
- 5- No license is granted by the datasheet(s) under any patents or other rights of any third party or Sensitron Semiconductor.
- 6- The datasheet(s) may not be reproduced or duplicated, in any form, in whole or part, without the expressed written permission of Sensitron Semiconductor.
- 7- The products (technologies) described in the datasheet(s) are not to be provided to any party whose purpose in their application will hinder maintenance of international peace and safety nor are they to be applied to that purpose by their direct purchasers or any third party. When exporting these products (technologies), the necessary procedures are to be taken in accordance with related laws and regulations.