






Scale 1:1

Features

-  **Temperature stability down to 5ppb**
-  **Single 12V supply (15v or 18V optional)**
-  **Compact package**
-  **Standard European IEC CO-08 pin-out**
-  **Custom options available**

Specifications

Parameters	Product	Option Codes
	HCD370	
Frequency range: 5.0 ~ 20.0MHz	■	
Ageing per day (at despatch): $< \pm 1 \times 10^{-9}$ $< \pm 5 \times 10^{-10}$ $< \pm 2 \times 10^{-10}$	□ ■ □	D E F
Frequency stability: $< \pm 5 \times 10^{-8}$ per year $< \pm 1 \times 10^{-9}$ per 10% change in V_{DD}	■ ■	
Short term stability: $< \pm 1 \times 10^{-11}$ over 1 sec	■	
Temperature stability: $< \pm 2 \times 10^{-8}$ $< \pm 1 \times 10^{-8}$ $< \pm 5 \times 10^{-9}$	□ ■ □	P R S
Operating temperature range: 0 to +50C -10 to +60C -20 to +70C -40 to +70C	□ □ ■ □	A C F G
Storage temperature range: -40 to +90C	■	
Output waveform: Sine wave, 7dBm (± 2 dBm) into 50Ω	■	
Frequency adjustment: $\pm 5 \times 10^{-7}$ (typ) over +0.5 to +7.0V (sufficient for 10 years ageing min) Stabilised +7.0V supply provided	■	
Supply voltage (V_{DD}): +12V (± 0.5 V) +15V (± 0.5 V) +18V (± 0.5 V)	■ □ □	N P R
Power consumption: 5.0W max at switch on 1.2W typ when stabilised at 25C	■ ■	
Warm up: $< \pm 1 \times 10^{-8}$ after 10mins at +20C	■	
Phase noise (@ 10.0MHz): < -125 dBc/Hz @ 10Hz < -135 dBc/Hz @ 100Hz < -150 dBc/Hz @ 1kHz < -155 dBc/Hz @ 10kHz < -155 dBc/Hz @ 50kHz	■ ■ ■ ■ ■	
Harmonics: < -30 dB wrt carrier	■	
Shock: IEC 68-2-27 Test Ea 50G for 11ms	■	
Vibration: IEC 68-2-06 Test Fc 10-55Hz, 1.5mm. 55-500Hz, 10G	■	

■ Standard. □ Optional - Please specify required code(s) when ordering

Ordering Information

Part No, or product name + option codes + frequency

eg: **HCD370/DPFN 10.0MHz**

HCD370/ERFN 5.0MHz

Option code X (eg HCD370/X) denotes a custom specification.