



QEN62

Plastic J LEAD SMD XO – Communications Equipment Application
Specification (Rev-F)

▣ Electrical Characteristics	P01
▣ Mechanical Characteristics	P02
▣ Ordering Information	P03
▣ Suggested Reflow Soldering profile	P03
▣ Tape Drawing.....	P04
▣ Reel Drawing	P04

QEN62

Plastic J LEAD SMD XO – Communications Equipment Application

Specification (rev-F)

February 06th, 2006

Electrical Characteristics

Electrical Parameters	Unit	Minimum	Typical	Maximum	Test conditions
Frequency range	MHz	1		66.667	
Output logic	HCMOS / TTL Output				
Operating temperature range (see table 1)	°C		-10 to +70	-40 to +85	Refer to Ordering Information
Storage temperature range	°C	-55		+125	
Power supply voltage (Vcc)	V	+3.3		+5.0	Refer to Ordering Information
Frequency Stability (see note 1)	± ppm		50	100	Refer to Ordering Information
Aging (First Year)	± ppm			5	Ref at 25°C
Input current (see table 2)	mA				
Output load	HCMOS load	pF	15	30	Refer to Ordering Information
	TTL load	LS-TTL	1	10	
Duty cycle	%		40/60		
Rise & Fall time	ns			8	From 10% Vcc to 90% Vcc
Start-up time	ns			10	From 10% Vcc to 90% Vcc

Note 1: Include 25°C tolerance, operating temperature range, input voltage change (±5%), load change (±10%), first year aging, shock and vibration.

	± 50ppm	± 100ppm
-10 to +70°C	B	A
- 40 to +85°C	F	D

Frequency range (MHz)	Vcc=5V	Vcc=3.3V
	CI=15 pF	CI=15pF
1.000 to 23.99	20 mA	15 mA
24.00 to 49.99	30 mA	20 mA
50.00 to 66.667	40 mA	30 mA

QEN62

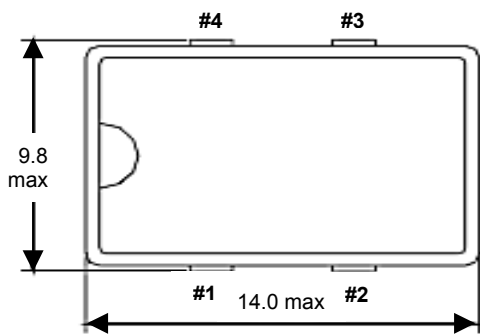
Plastic J LEAD SMD XO – Communications Equipment Application

Specification (rev-F)

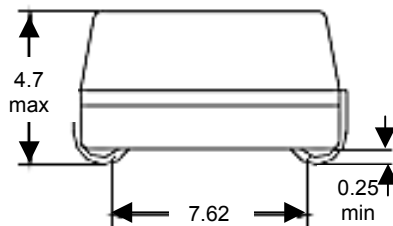
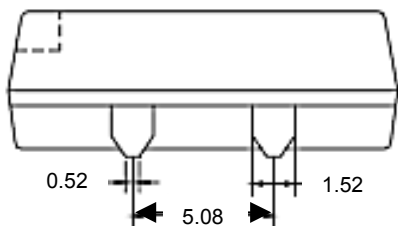
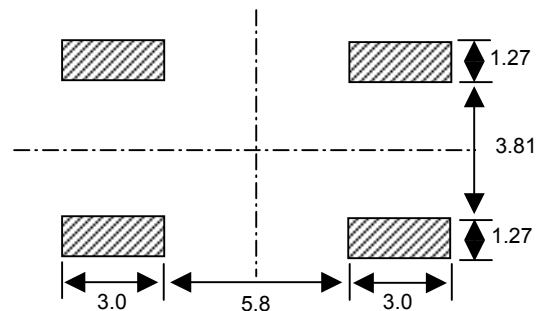
February 06th, 2006

▣ Mechanical Characteristics

BOTTOM VIEW



SUGGESTED PAD



Pin connections	
#1	Tri state
#2	Ground
#3	Output
#4	+Vcc

Tri state function	
Pin #1	Output (Pin #3)
Open	Active
"1"	Active
"0"	High Z

Marking	
Line 1	QEN62 + stability/supply voltage/output code
Line 2	Frequency in MHz (6 digits)
Line 3	Date code (YYWW)+Manufacturing code

Example for QEN62AAB / 3.6864MHz

- ⇒ Line 1 : QEN62AAB
- ⇒ Line 2 : 3.6864
- ⇒ Line 3 : 0547-N

QEN62

Plastic J LEAD SMD XO – Communications Equipment Application

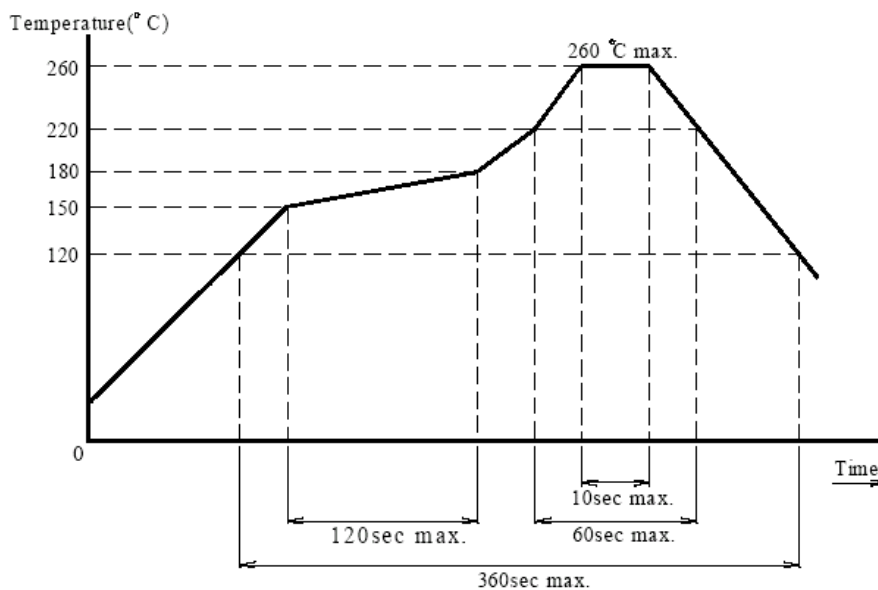
Specification (rev-F)

February 06th, 2006

Ordering Information

Part numbering system				
QEN62	A	A	B	3.6864MHZ
Package type	Temperature Stability	Supply Voltage	Output	Nominal Frequency (MHz)
SMD Package QEN62 : Plastic J Lead SMD	A : ± 100ppm vs -10 to +70°C B : ± 50ppm vs -10 to +70°C D : ± 100ppm vs -40 to +85°C F : ± 50ppm vs -40 to +85°C	A : + 5.0V D : +3.3V	A : HCMOS 15pF B : HCMOS 30pF	Please enter the nominal frequency

Suggested Reflow Soldering Profile

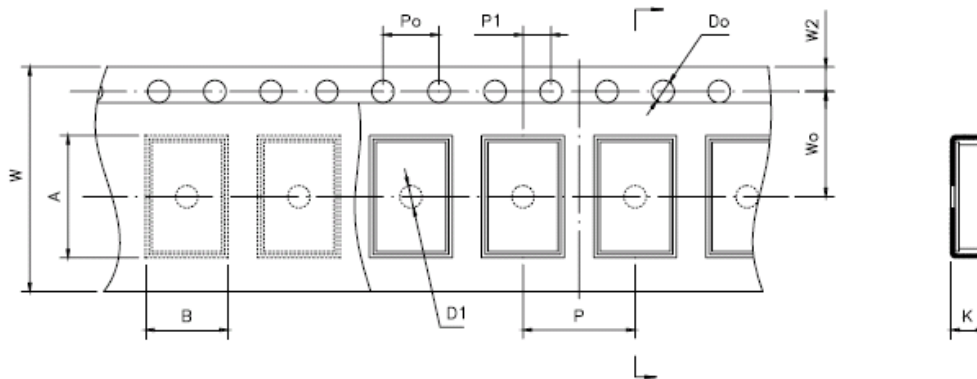


QEN62

Plastic J LEAD SMD XO – Communications Equipment Application
 Specification (rev-F)

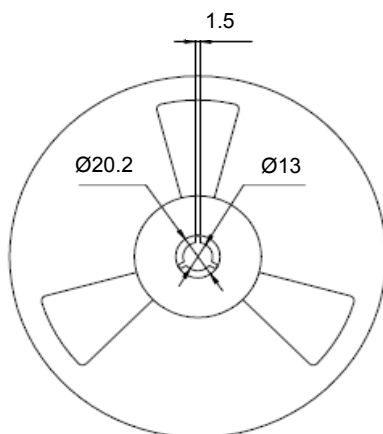
February 06th, 2006

▣ Tape Drawing



Item	Code	Dimension	Tolerance
Pitch of components	P	12	± 0.1
Pitch of sprocket hole	Po	4.0	± 0.1
Length from hole center to component center	P1	2.0	± 0.1
Width of carrier tape	W	24.0	± 0.3
Width of adhesive tape	W0	11.5	± 0.1
Height of component hole	A	14.65	± 0.1
Width of component hole	B	9.60	± 0.1
Gap of hold down tape and carrier tape	W2	1.75	± 0.1
Diameter of sprocket hole	Do	∅ 1.55	± 0.05
Diameter of feed hole	D1	∅ 1.55	± 0.25
Total of tape thickness	K	5.60	± 0.1

▣ Reel Drawing



Multiple : 1Kpcs per Reel

Unit : mm

