

### PHASE NOISE (1 Hz BW, typical)

9939 Via Pasar | San Diego, CA 92126  
 TEL: (858) 621-2700 | FAX: (858) 621-2722  
 URL: [www.zcomm.com](http://www.zcomm.com)  
 EMAIL: [applications@zcomm.com](mailto:applications@zcomm.com)

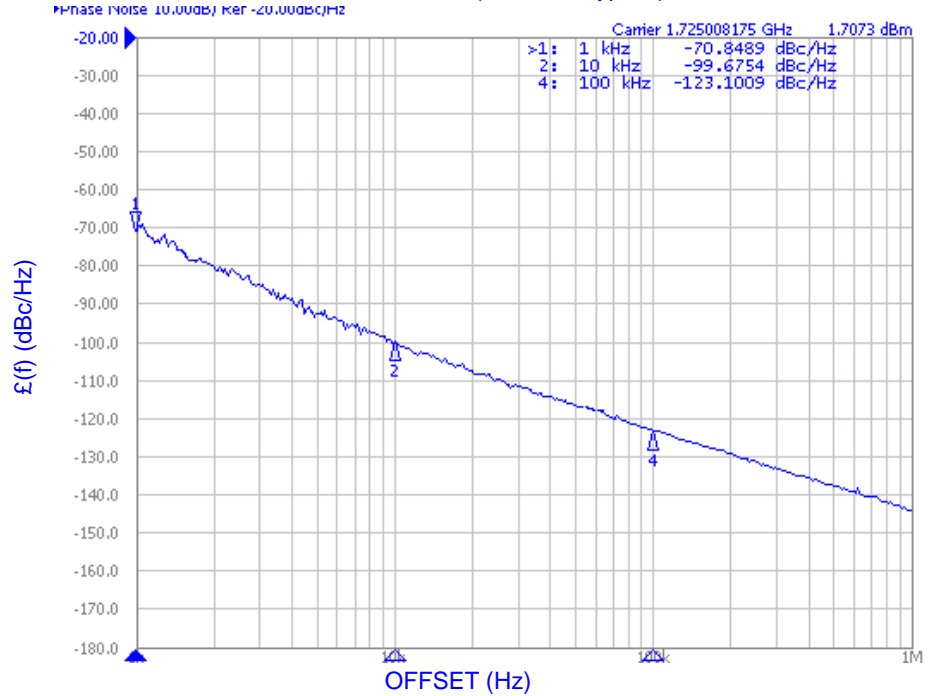
### Voltage-Controlled Oscillator Surface Mount Module

#### Applications

- Microwave Radio
- Test Instrumentation
- 

#### Application Notes

- AN-101: Mounting and Grounding
- AN-102: Output Loading
- AN-107: Manual Soldering



#### Performance Specifications

	Min	Typ	Max	Units
Oscillation Frequency Range	1400		2050	MHz
Phase Noise @ 10 kHz offset (1 Hz BW)		-98		dBc/Hz
Harmonic Suppression (2nd)		-8		dBc
Tuning Voltage	1.75		12	Vdc
Tuning Sensitivity (avg.)		84		MHz/V
Power Output	3	6.5	10	dBm
Load Impedance		50		$\Omega$
Input Capacitance			100	pF
Pushing			4	MHz/V
Pulling (14 dB Return Loss, Any Phase)			15	MHz
Operating Temperature Range	-40		85	$^{\circ}\text{C}$
Package Style	MINI-14S-L			

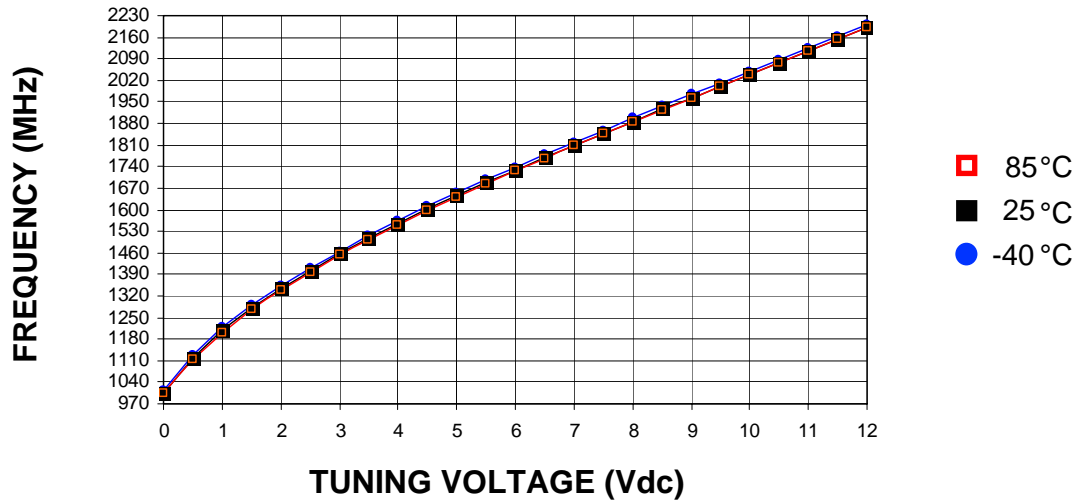
#### Power Supply Requirements

	Min	Typ	Max	Units
Supply Voltage (Vcc, nom.)		12		Vdc
Supply Current (Icc)		20	24	mA

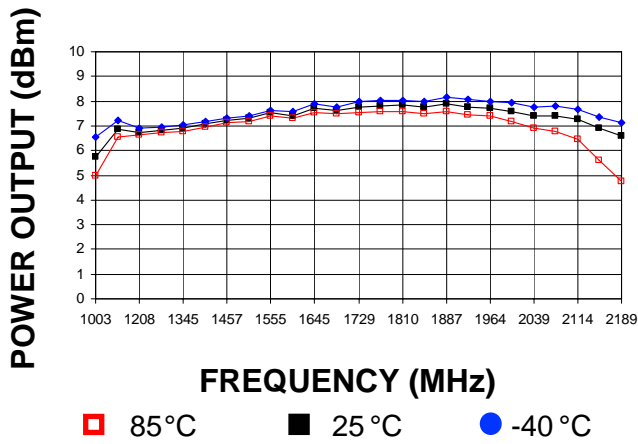
#### Additional Notes

LFSuffix = RoHS Compliant. All specifications are subject to change without notice.

Tuning Curve, typ.



Power Curve, typ.



Footprint



Physical Dimensions



LFSuffix = RoHS Compliant. All specifications are subject to change without notice.