


# Semi-Precision Power Wirewound Resistors

PPW Series

- **Ideal for pulse and surge applications**
- **2 watts to 15 watts**
- **Resistance to 0R1 ohms to 5K ohms**
- **±3%, ±2% or ±1% tolerance**
- **±20 ppm/°C TCR**



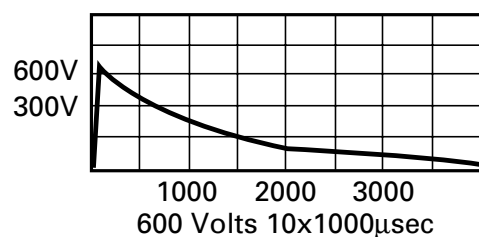
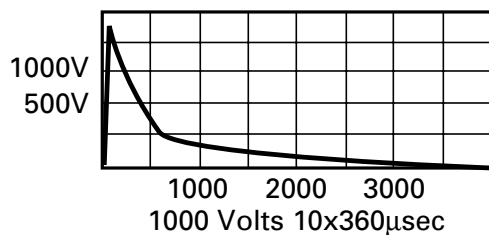
## Electrical Data

		PPW-2	PPW-3	PPW-5	PPW-7	PPW-10	PPW-15
Power rating at 25°C	watts	2	3	5	7	10	15
Resistance range	ohms	0R1 to 1K6	0R1 to 1K6	0R1 to 1K6	0R1 to 2K5	0R1 to 5K	0R1 to 5K

Please note: When ordering the alternate configuration please add an 'A' after the part number (ie. PPW-3A)

## Lighting Surge Capabilities for PPW-2

Resistive range	ohms	10 x 1000*	10 x 360*
1R to 9R9		250V	650V
10R to 29R9		500V	850V
30R to 99R		600V	1000V
100R to 1K6		1000V	1500V



\*10 microseconds – Maximum rise time to peak voltage.  
360 or 1000 microseconds - minimum decay time to one half peak.

### General Note

Welwyn Components reserves the right to make changes in product specification without notice or liability. All information is subject to Welwyn's own data and is considered accurate at time of going to print.

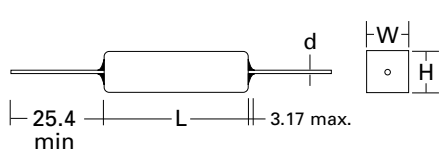
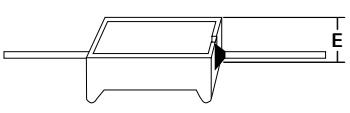
© **Welwyn Components Limited** · Bedlington, Northumberland NE22 7AA, UK  
Telephone: +44 (0) 1670 822181 · Facsimile: +44 (0) 1670 829465 · Email: info@welwyn-tt.com · Website: www.welwyn-tt.com

**Welwyn**

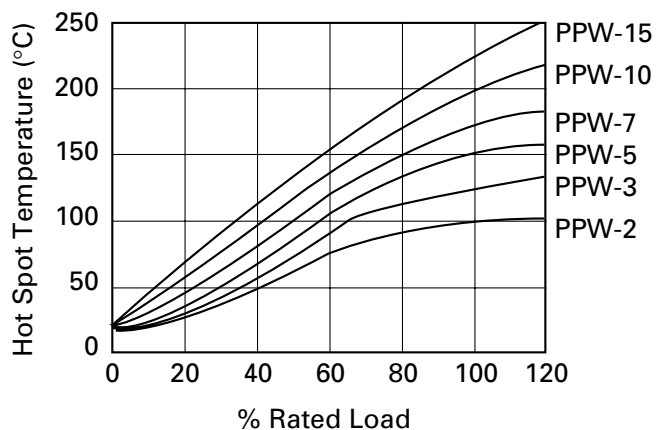
A subsidiary of  
TT electronics plc

Issue B · 03.02

## Physical Data

Dimensions (mm)					
Standard Configuration			Alternate Configuration		
					
Type	$L \pm 0.8$	$W \pm 0.8$	$H \pm 0.8$	d dia.	$E \pm 0.8$
PPW-2	1705	6.99	6.99	0.8	8.134
PPW-3	22.3	7.87	7.87	0.8	9.65
PPW-5	22.3	9.65	8.89	0.8	10.4
PPW-7	35.3	9.65	8.89	0.8	11.9
PPW-10	47.7	9.65	8.89	0.8	11.9
PPW-15	47.7	12.7	12.7	0.8	12.7

### Temperature Rise



### Power Derating

