



**CHENMKO ENTERPRISE CO.,LTD**

**SURFACE MOUNT**

**SCHOTTKY BARRIER DIODE**

**VOLTAGE 40 Volts CURRENT 0.03 Ampere**

**CH715TSPT**

*Lead free devices*

**APPLICATION**

- \* General purpose detection
- \* High speed switching

**FEATURE**

- \* Small surface mounting dual element linear type. (SC-75/SOT-416)
- \* Low VF and low IR.
- \* High reliability

**CONSTRUCTION**

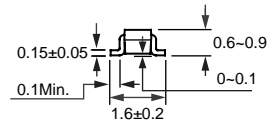
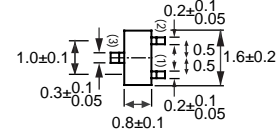
- \* Silicon epitaxial planar

**MARKING**

- \* T1



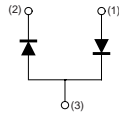
**SC-75/SOT-416**



Dimensions in millimeters

**SC-75/SOT-416**

**CIRCUIT**



**MAXIMUM RATINGS** ( At TA = 25°C unless otherwise noted )

RATINGS	SYMBOL	CH715TSPT	UNITS
Maximum Recurrent Peak Reverse Voltage	VRRM	40	Volts
Maximum RMS Voltage	VRMS	28	Volts
Maximum DC Blocking Voltage	VDC	40	Volts
Maximum Average Forward Rectified Current	IO	0.03	Amps
Peak Forward Surge Current at 8.3 mSec single half sine-wave	IFSM	0.2	Amps
Typical Junction Capacitance between Terminal (Note 1)	CJ	2.0	pF
Maximum Operating Temperature Range	TJ	+125	°C
Storage Temperature Range	TSTG	-40 to +125	°C

**ELECTRICAL CHARACTERISTICS** ( At TA = 25°C unless otherwise noted )

CHARACTERISTICS	SYMBOL	CH715TSPT	UNITS
Maximum Instantaneous Forward Voltage at IF= 1mA	VF	0.37	Volts
Maximum Average Reverse Current at VR= 10V	IR	1.0	uAmps

NOTES : 1. Measured at 1.0 MHz and applied reverse voltage of 1.0 volts.  
2. ESD sensitive product handling required.

2004-10

## RATING CHARACTERISTIC CURVES ( CH715TSPT)

FIG. 1 - FORWARD CHARACTERISTICS

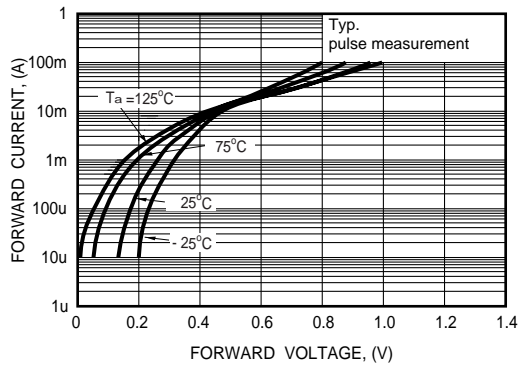


FIG. 2 - REVERSE CHARACTERISTICS

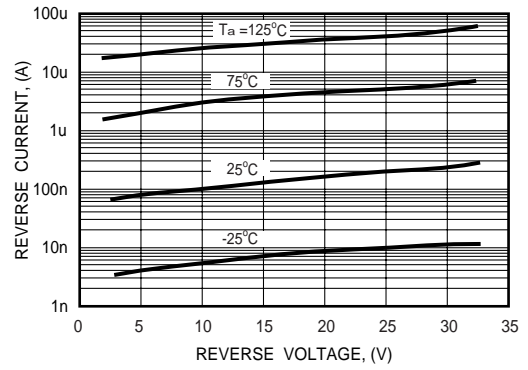


FIG. 3 - TYPICAL JUNCTION CAPACITANCE

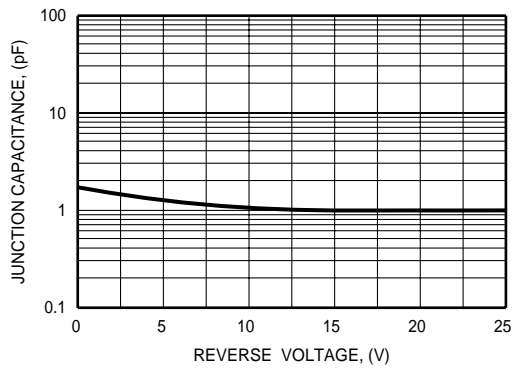


FIG. 4 REVERSE RECOVERY TIME CHARACTERISTICS

