

PLEASE CHECK WWW.MOLEX.COM FOR LATEST PART INFORMATION

Part Number: [0873682224](#)
Status: **Active**
Description: 2.00mm (.079") Pitch Milli-Grid™ Receptacle, Surface Mount, Side Entry, 0.38µm (15µ") Gold (Au) Plating, 22 Circuits, Leadfree

Documents:

[3D Model](#) [RoHS Certificate of Compliance \(PDF\)](#)
[Drawing \(PDF\)](#)

Agency Certification

CSA LR19980
 UL E29179

General

Product Family PCB Receptacles
 Series [87368](#)
 Application Board-to-Board
 Product Literature Order No 987650-1991
 Product Name Milli-Grid™

Physical

Circuits (Loaded) 22
 Color - Resin Black
 Durability (mating cycles max) 25
 Flammability 94V-0
 Glow-Wire Compliant No
 Lock to Mating Part None
 Material - Plating Mating Gold
 Material - Plating Termination Tin
 Material - Resin Nylon
 Number of Rows 2
 Orientation Right Angle
 PCB Locator Yes
 PCB Retention Yes
 Packaging Type Tube
 Pitch - Mating Interface (in) 0.079 In
 Pitch - Mating Interface (mm) 2.00 mm
 Plating min: Mating (µin) 15.2
 Plating min: Mating (µm) 0.38
 Plating min: Termination (µin) 101.6
 Plating min: Termination (µm) 2.54
 Polarized to PCB Yes
 Surface Mount Compatible (SMC) N/A
 Temperature Range - Operating -55°C to +105°C
 Termination Interface: Style Surface Mount

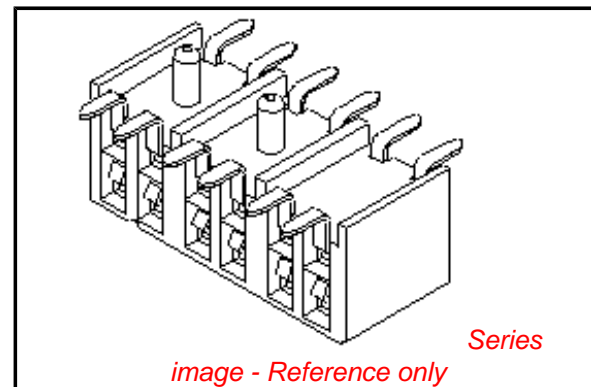
Electrical

Current - Maximum per Contact 1A
 Voltage - Maximum 125V

Solder Process Data

Duration at Max. Process Temperature (seconds) 14
 Lead-free Process Capability Reflow Capable (SMT only)
 Max. Cycles at Max. Process Temperature 1
 Process Temperature max. C 265

Material Info



EU RoHS

ELV and RoHS Compliant
REACH SVHC
 Not Reviewed
Halogen-Free Status
Not Reviewed

China RoHS



Need more information on product environmental compliance?

Email productcompliance@molex.com
 For a multiple part number RoHS Certificate of Compliance, [click here](#)

Please visit the [Contact Us](#) section for any non-product compliance questions.

Search Parts in this Series

[87368Series](#)

Mates With

[87758](#) Vertical Through Hole PCB Headers,
[87759](#) Vertical Surface Mount PCB Headers,
[87760](#) Right Angle Through Hole PCB Headers

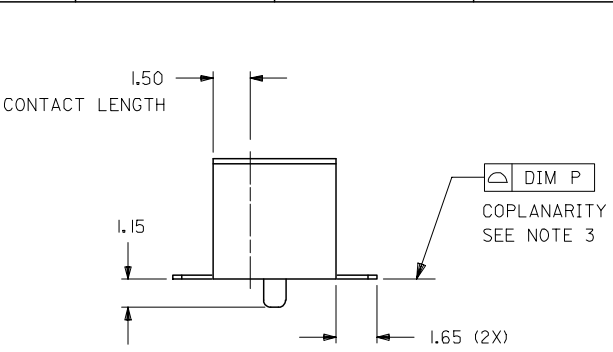
Reference - Drawing Numbers

Sales Drawing

SD-87368-**-20

This document was generated on 05/04/2010

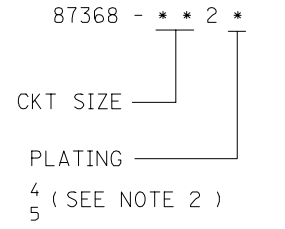
PLEASE CHECK WWW.MOLEX.COM FOR LATEST PART INFORMATION



- NOTE:
- 1) 12 CIRCUIT SIZE SHOWN FOR ILLUSTRATION ONLY. SEE CHART FOR AVAILABLE PART SIZES.
 - 2) PLATING FINISH:
 - 4 - 0.38um/15uin MIN. GOLD IN CONTACT AREA
2.54um/100uin MIN. TIN IN SOLDER TAIL AREA
BOTH OVER 1.27um/50uin MIN. NICKEL OVERALL
 - 5 - 0.76um/30uin MIN. GOLD IN CONTACT AREA
2.54um/100uin MIN. TIN IN SOLDER TAIL AREA
BOTH OVER 1.27um/50uin MIN. NICKEL OVERALL
 - 3) COPLANARITY OF SOLDER TAIL IS TO BE MEASURED BY RESTING THE PART ON A FLAT GAUGE SURFACE.
 - 4) RECOMMENDED PC BOARD THICKNESS IS 1.60 ± 0.10mm.
 - 5) PRODUCT SPECIFICATION PS-87264 APPLIES.
 - 6) PART MATEABLE TO ALL MILLI-GRID HEADERS WITH MATING PIN LENGTH BETWEEN 2.50mm AND 4.20mm
 - 7) PARTS SHALL BE PACKED IN MOISTURE BARRIER BAG.

PART NUMBER	CKT. SIZE	DIM A	DIM B	DIM F	DIM P
87368-082*	8	6.00	8.20	4.00	0.10
87368-102*	10	8.00	10.20	4.00	0.10
87368-122*	12	10.00	12.20	4.00	0.13
87368-142*	14	12.00	14.20	6.00	0.13
87368-162*	16	14.00	16.20	8.00	0.13
87368-182*	18	16.00	18.20	10.00	0.13
87368-202*	20	18.00	20.20	12.00	0.13
87368-222*	22	20.00	22.20	14.00	0.13
87368-242*	24	22.00	24.20	16.00	0.15
87368-262*	26	24.00	26.20	18.00	0.15
87368-282*	28	26.00	28.20	20.00	0.15
87368-302*	30	28.00	30.20	22.00	0.15
87368-322*	32	30.00	32.20	24.00	0.15
87368-342*	34	32.00	34.20	26.00	0.15
87368-362*	36	34.00	36.20	28.00	0.15
87368-382*	38	36.00	38.20	30.00	0.15
87368-402*	40	38.00	40.20	32.00	0.15
87368-422*	42	40.00	42.20	34.00	0.15
87368-442*	44	42.00	44.20	36.00	0.15
87368-462*	46	44.00	46.20	38.00	0.15
87368-482*	48	46.00	48.20	40.00	0.15
87368-502*	50	48.00	50.20	42.00	0.15

PART NO. LEGEND



RECOMMENDED P.C. BOARD LAYOUT

ADD NOTE 7. EC NO: S2008-0335 DRWNS:KANG 2007/11/27 CHKD:ATSEE 2007/11/30 APPR:MLONG 2007/12/03	QUALITY SYMBOLS	GENERAL TOLERANCES (UNLESS SPECIFIED)	DIMENSION STYLE	SCALE	DESIGN UNITS	THIRD ANGLE PROJECTION	
	▽=0 ∇=0	mm INCH	MM ONLY	NTS	METRIC		
		4 PLACES ± --- ± --- 3 PLACES ± --- ± --- 2 PLACES ± 0.20 ± --- 1 PLACE ± --- ± ---	DRAWN BY DATE TAY 1992/09/24	TITLE			
		ANGULAR ± 3°	CHECKED BY DATE ROY 1992/09/25	MATERIAL NO.	DOCUMENT NO.	SHEET NO.	
		DRAFT WHERE APPLICABLE MUST REMAIN WITHIN DIMENSIONS	SEE TABLE				

MGRID
2MM DUAL ROW
SIDE ENTRY RECEPT., SMT
MOLEX INCORPORATED

SD-87368-***20
1 OF 1