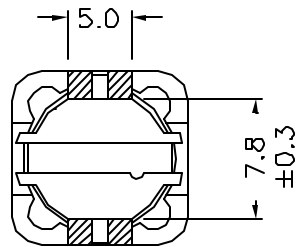
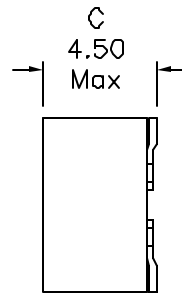
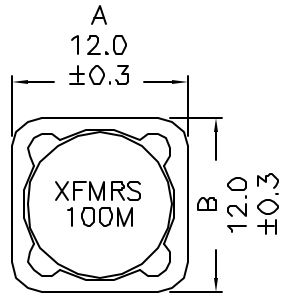
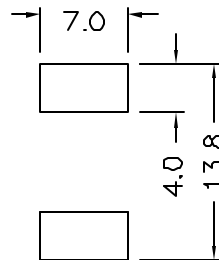


1. Mechanical Dimensions:




(BOTTOM VIEW)



(SUGGESTED MOUNTING PAD)

2. Schematic:



3. Electrical Specifications: @25°C

OCL: 10uH±20% @100KHz 0.1V

Q: 15 Min @100KHz 0.1V

DCR: 0.028 Ohms Max

CURRENT: 4.5 ADC Max

Notes:

1. Solderability: Leads shall meet MIL-STD-202G, Method 208H for solderability.
2. Flammability: UL94V-0
3. ASTM oxygen Index: > 28%
4. Insulation System: Class F 155°C. UL file E151556
5. Operating Temperature Range: All listed parameters are to be within tolerance from 0°C to +70°C
6. Storage Temperature Range: -55°C to +125°C
7. Aqueous wash compatible
8. SMD Lead Coplanarity: ±0.004*(0.102mm)
9. Electrical and mechanical specifications 100% tested
10. RoHS Compliant Component

DOC REV A/2

PROPRIETARY Document is the property of XFMRS Group & is not allowed to be duplicated without authorization.

XFMRS Inc. www.XFMRS.com		Title: XFTPRH1204 SERIES INDUCTORS	
UNLESS OTHERWISE SPECIFIED TOLERANCES: TYPICAL Dimensions in MM	P/N: XFTPRH1204-10QM		REV. A
	DWN.	Xianyi	Dec-11-08
	CHK.	YK Liao	Dec-11-08
SHEET 1 OF 1	APP.	Joe Huff	Dec-11-08