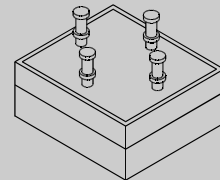


# 200 V - 1,000 V Single Phase Bridge

20.0 A - 25.0 A Forward Current

70 ns - 3000 ns Recovery Time

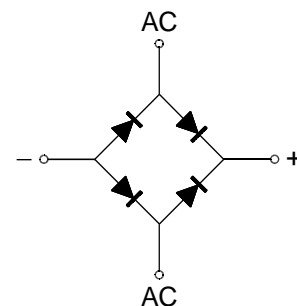
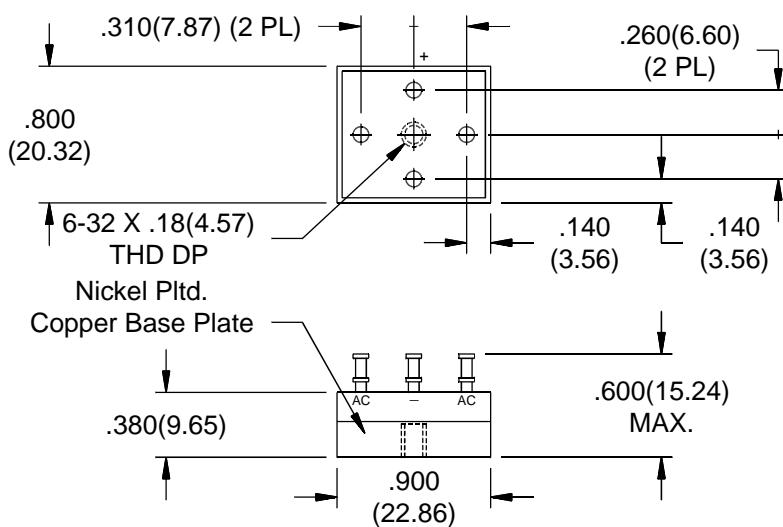
**LTI402 - LTI410**  
**LTI402F - LTI410F**  
**LTI402UF - LTI410UF**



## ELECTRICAL CHARACTERISTICS AND MAXIMUM RATINGS

Part Number	Working Reverse Voltage (V <sub>rw</sub> ) Volts	Average Rectified Current @TC (I <sub>o</sub> )		Reverse Current @ V <sub>rw</sub> (I <sub>r</sub> )		Forward Voltage (V <sub>f</sub> )		1 Cycle Surge Current tp=8.3ms (I <sub>fsm</sub> )	Repetitive Surge Current (I <sub>frm</sub> )	Reverse Recovery Time (1) (T <sub>rr</sub> )	Thermal Impd. θ <sub>J-c</sub>
		55°C	100°C	25°C	100°C	25°C	Amps	25°C	25°C	25°C	°C/W
		Amps	Amps	µA	µA	Volts		Amps	Amps	ns	
LTI402 LTI406 LTI410	200 600 1000	25.0 25.0 25.0	18.0 18.0 18.0	2.0 2.0 2.0	50 50 50	1.3 1.3 1.3	6.0 6.0 6.0	80 80 80	20 20 20	3000 3000 3000	0.75 0.75 0.75
LTI402F LTI406F LTI410F	200 600 1000	20.0 20.0 20.0	15.0 15.0 15.0	2.0 2.0 2.0	50 50 50	1.7 1.7 1.7	6.0 6.0 6.0	80 80 80	20 20 20	150 150 150	0.75 0.75 0.75
LTI402UF LTI406UF LTI410UF	200 600 1000	20.0 20.0 20.0	15.0 15.0 15.0	2.0 2.0 2.0	50 50 50	1.7 1.7 1.7	6.0 6.0 6.0	80 80 80	20 20 20	70 70 70	0.75 0.75 0.75

(1)T<sub>rr</sub> Testing: I<sub>f</sub>=0.5A, I<sub>r</sub>=1.0A, I<sub>rr</sub>=0.25A \*Op. Temp. & Stg. Temp. = -55°C to +150°C Isolation Voltage: 2000V



Dimensions: In. (mm) • All temperatures are ambient unless otherwise noted. • Data subject to change without notice.



**VOLTAGE MULTIPLIERS INC.**  
 8711 W. Roosevelt Ave.  
 Visalia, CA 93291

TEL 559-651-1402  
 FAX 559-651-0740  
 www.voltagemultipliers.com

**LTI402 - LTI410 • LTI402F - LTI410F • LTI402UF - LTI410UF**

