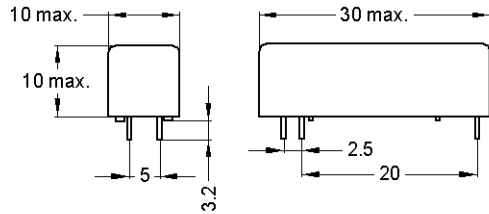


DIMENSIONS (mm)



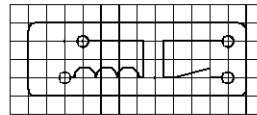
Pins: Ø0.65 mm
L = 3.2mm +0.5/ -0.3mm
Material: Cu-alloy tinned



tolerances according to DIN ISO 2768 m


LAYOUT

pitch 2.5 mm/Top view



MARKING



MEDER-Label
Type/Layout
Production code,
EN60062/Factory code
PTB 01 ATEX 2050U
0344  II(1)G [EEx ia] IIC

Coil Data at 20 °C	Conditions	Min	Typ	Max	Unit
Coil resistance		1.170	1.300	1.430	Ohm
Inductance			305		mH
Coil voltage			12		VDC
Rated power			110		mW
Thermal resistance	max. Relay temperature = operating temperature + self heating		85		K/W
Pull-In voltage				9	VDC
Drop-Out voltage		2			VDC

Special Product Data	Conditions	Min	Typ	Max	Unit
Contact rating	Any DC combination of V & A not to exceed their individual max.'s			10	W
Switching voltage	DC or Peak AC			200	V
Switching current	DC or Peak AC			0,5	A
Carry current	DC or Peak AC			1	A
Contact resistance static	Measured with 40% overdrive Start Value			150	mOhm
Insulation resistance	RH <45 %, 200 V test voltage	10			GOhm
Breakdown voltage		300			VDC
Operate time incl. bounce	measured with 40% overdrive			0,5	ms
Release time	measured with no coil excitation			0,2	ms
Capacitance	@ 10 kHz across open switch		0,8		pF

Environmental data	Conditions	Min	Typ	Max	Unit
Insulation resistance Coil/Contact	RH <45%, 200 VDC test voltage	1.000			GOhm
Insulation voltage Coil/Contact	according to IEC 255-5	2,5			kVAC
Shock	1/2 sine wave duration 11ms			50	g
Vibration	from 10 - 2000 Hz			20	g
Ambient temperature		-20		85	°C
Storage temperature		-40		105	°C
Soldering temperature	wave soldering max. 5 sec.			260	°C
Washability				fully sealed	
Housing material				Plastics / Polyamid	
Sealing compound				Polyurethan	
Connection pins				Copper alloy tin plated	
Remarks				Reed-Relay to be used for the galvanic separation	
Remarks 1.				of intrinsically safe and non-intrinsically safe	
Remarks 2.				circuits with Ex-approval by PTB 01 ATEX 2050 U.	