



**BAT64-04W
 BAT64-05W
 BAT64-06W**

Features

- Lead Free Finish/Rohs Compliant ("P" Suffix designates RoHS Compliant. See ordering information)
- For low-loss, fast-recovery, meter protection, bias isolation and clamping applications
- Integrated diffused guard ring
- Low forward voltage
- Surface Mount SOT-323 Package
- Epoxy meets UL 94 V-0 flammability rating
- Moisture Sensitivity Level 1

Maximum Ratings

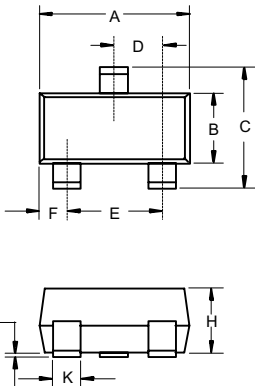
Symbol	Parameter	Rating	Unit
V_{RM}	Peak Reverse Voltage	40	V
I_F	Peak Forward Current	0.25	A
I_{FSM}	Forward Surge Current, $t_p=10ms$	0.8	A
P_d	Power Dissipation, $T_c=25^\circ C$	250	mw
T_J	Junction Temperature	150	$^\circ C$
T_{STG}	Storage Temperature	-55 to +125	$^\circ C$
R_{thja}	Thermal Resistance Junction to Ambient	500	K/W

Electrical Characteristics @ 25°C Unless Otherwise Specified

Symbol	Parameter	Min	Typ	Max	Units
V_F	Forward Voltage ($I_F=1mA_{dc}$)	200	---	350	mVdc
	($I_F=10mA_{dc}$)	250	---	430	
	($I_F=30mA_{dc}$)	300	---	520	
	($I_F=100mA_{dc}$)	400	---	750	
I_R	Reverse Current ($V_R=30V_{dc}$)	---	---	2	μA_{dc}
C_T	Diode Capacitance ($V_R=5V$, $f=1MHz$)			30	pF
t_{rr}	Reverse Recovery time $I_F=10mA, I_R=10mA,$ $I_{rr}=1mA, R_L=100 \Omega$			5	ns

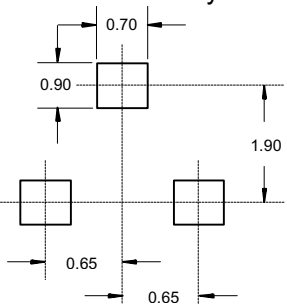
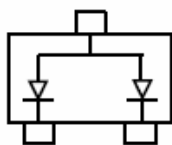
**Small Signal Schottky
 Diode**

SOT-323

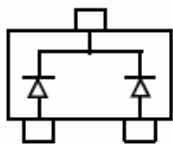


DIMENSIONS					
DIM	INCHES		MM		NOTE
	MIN	MAX	MIN	MAX	
A	.071	.087	1.80	2.20	
B	.045	.053	1.15	1.35	
C	.079	.087	2.00	2.20	
D	.026 Nominal		0.65 Nominal		
E	.047	.055	1.20	1.40	
F	.012	.016	.30	.40	
G	.000	.004	.000	.100	
H	.035	.039	.90	1.00	
J	.004	.010	.100	.250	
K	.012	.016	.30	.40	

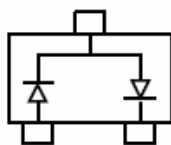
Suggested Solder Pad Layout

BAT64-06W MARKING:66S



BAT64-05W MARKING:65S



BAT64-04W MARKING: 64S



Micro Commercial Components

Ordering Information :

Device	Packing
Part Number-TP	Tape&Reel: 3Kpcs/Reel

*****IMPORTANT NOTICE*****

Micro Commercial Components Corp. reserves the right to make changes without further notice to any product herein to make corrections, modifications , enhancements , improvements , or other changes . **Micro Commercial Components Corp .** does not assume any liability arising out of the application or use of any product described herein; neither does it convey any license under its patent rights ,nor the rights of others . The user of products in such applications shall assume all risks of such use and will agree to hold **Micro Commercial Components Corp .** and all the companies whose products are represented on our website, harmless against all damages.

*****LIFE SUPPORT*****

MCC's products are not authorized for use as critical components in life support devices or systems without the express written approval of Micro Commercial Components Corporation.

*****CUSTOMER AWARENESS*****

Counterfeiting of semiconductor parts is a growing problem in the industry. Micro Commercial Components (MCC) is taking strong measures to protect ourselves and our customers from the proliferation of counterfeit parts. MCC strongly encourages customers to purchase MCC parts either directly from MCC or from Authorized MCC Distributors who are listed by country on our web page cited below. Products customers buy either from MCC directly or from Authorized MCC Distributors are genuine parts, have full traceability, meet MCC's quality standards for handling and storage. **MCC will not provide any warranty coverage or other assistance for parts bought from Unauthorized Sources.** MCC is committed to combat this global problem and encourage our customers to do their part in stopping this practice by buying direct or from authorized distributors.