

Part Number: WP1154YT

YELLOW

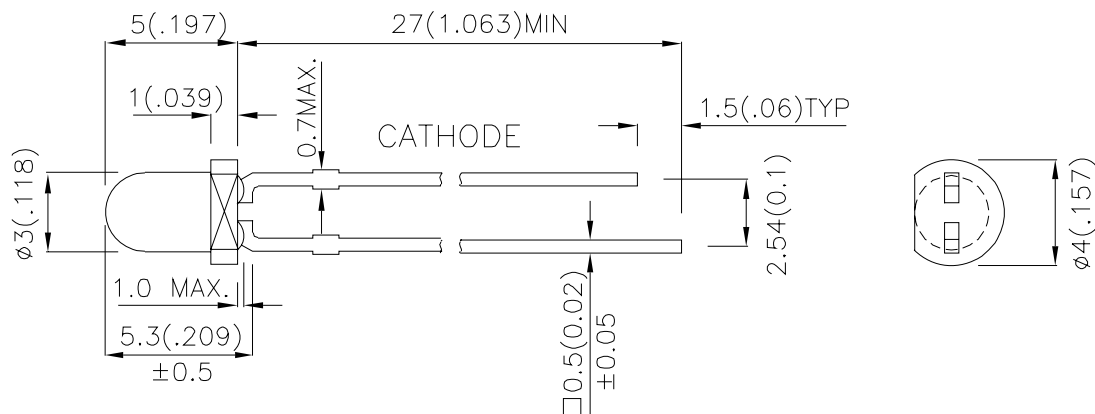
Features

- LOW POWER CONSUMPTION.
- POPULAR T-1 DIAMETER PACKAGE.
- GENERAL PURPOSE LEADS.
- RELIABLE AND RUGGED.
- LONG LIFE - SOLID STATE RELIABILITY.
- AVAILABLE ON TAPE AND REEL.
- RoHS COMPLIANT.

Description

The Yellow source color devices are made with Gallium Arsenide Phosphide on Gallium Phosphide Yellow Light Emitting Diode.

Package Dimensions



Notes:

1. All dimensions are in millimeters (inches).
2. Tolerance is $\pm 0.25(0.01)$ " unless otherwise noted.
3. Lead spacing is measured where the leads emerge from the package.
4. Specifications are subject to change without notice.

Selection Guide

| Part No. | Dice | Lens Type | Iv (mcd) [2] @ 10mA | | Viewing Angle [1] |
|----------|--------------------|--------------------|------------------------|------|----------------------|
| | | | Min. | Typ. | 2θ1/2 |
| WP1154YT | YELLOW (GaAsP/GaP) | YELLOW TRANSPARENT | 8 | 20 | 50° |

Notes:

1. θ1/2 is the angle from optical centerline where the luminous intensity is 1/2 the optical centerline value.
2. Luminous intensity / luminous flux: +/-15%.

Electrical / Optical Characteristics at TA=25°C

| Symbol | Parameter | Device | Typ. | Max. | Units | Test Conditions |
|--------------------|--------------------------|--------|------|------|-------|---------------------------|
| λ _{peak} | Peak Wavelength | Yellow | 590 | | nm | I _F =20mA |
| λ _D [1] | Dominant Wavelength | Yellow | 588 | | nm | I _F =20mA |
| Δλ 1/2 | Spectral Line Half-width | Yellow | 35 | | nm | I _F =20mA |
| C | Capacitance | Yellow | 20 | | pF | V _F =0V;f=1MHz |
| V _F [2] | Forward Voltage | Yellow | 2.1 | 2.5 | V | I _F =20mA |
| I _R | Reverse Current | Yellow | | 10 | uA | V _R = 5V |

Notes:

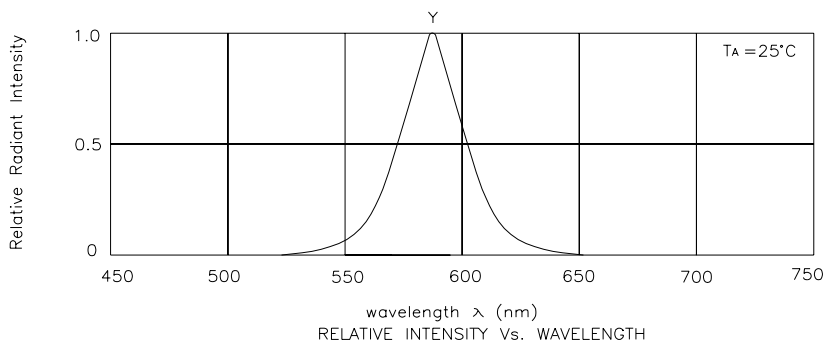
- 1.Wavelength: +/-1nm.
2. Forward Voltage: +/-0.1V.

Absolute Maximum Ratings at TA=25°C

| Parameter | Yellow | Units |
|---------------------------------|---------------------|-------|
| Power dissipation | 105 | mW |
| DC Forward Current | 30 | mA |
| Peak Forward Current [1] | 140 | mA |
| Reverse Voltage | 5 | V |
| Operating / Storage Temperature | -40°C To +85°C | |
| Lead Solder Temperature [2] | 260°C For 3 Seconds | |
| Lead Solder Temperature [3] | 260°C For 5 Seconds | |

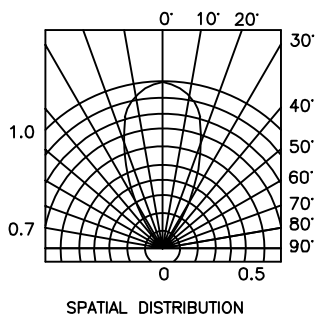
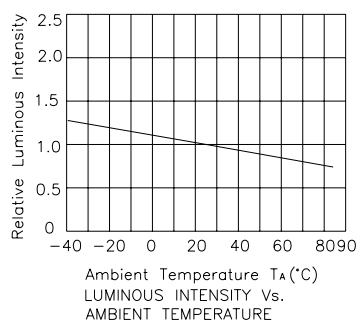
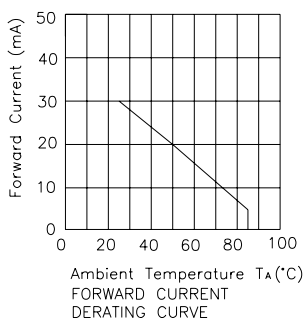
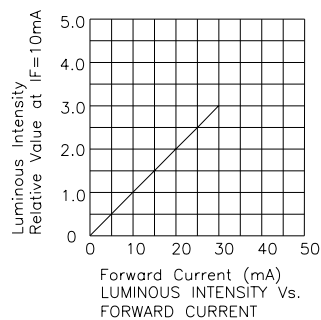
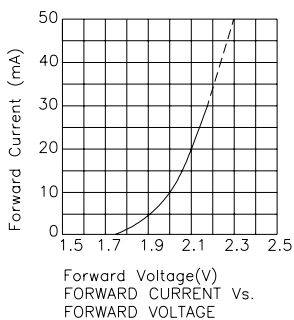
Notes:

1. 1/10 Duty Cycle, 0.1ms Pulse Width.
2. 2mm below package base.
3. 5mm below package base.



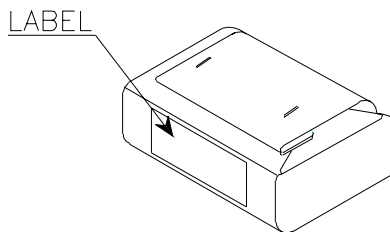
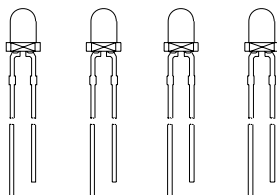
Yellow

WP1154YT



PACKING & LABEL SPECIFICATIONS

WP1154YT

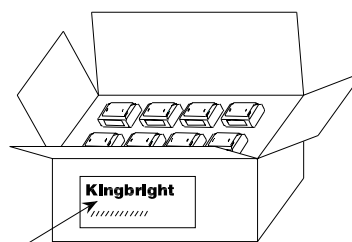


1,000PCS / BAG




56K / 9# BOX

OUTSIDE LABEL



OUTSIDE LABEL

28K / 5# BOX

| | | | | |
|-------------------|---|----|-------------|--------|
| Kingbright | | | | |
| Q.C. | <table border="1"> <tr> <td style="text-align: center;">QC</td> </tr> <tr> <td style="text-align: center;">xxx xx xxxx</td> </tr> <tr> <td style="text-align: center;">PASSED</td> </tr> </table> | QC | xxx xx xxxx | PASSED |
| QC | | | | |
| xxx xx xxxx | | | | |
| PASSED | | | | |
| TYPE NO : | WP1154XXX | | | |
| QUANTITY : | 1,000 pcs | | | |
| S/N : | xxx | | | |
| | CODE: xx | | | |
| LOT NO : |  xxxxxxxxx | | | |
| | RoHS Compliant | | | |

Date