Magnetic Switch

AS-M15TA-R/AS-M15TB-R

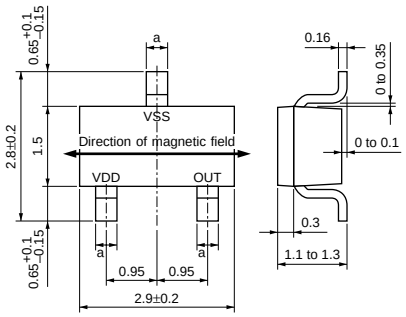

a=0.4+0.1 −0.05 Flat part 0.2 min.

(in mm)

AS-M15SA-R

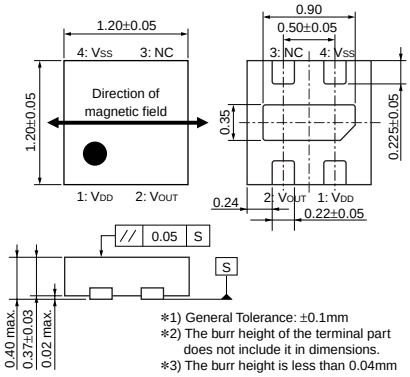

∗1) General Tolerance: ±0.1mm
∗2) The burr height of the terminal part does not include it in dimensions.
∗3) The burr height is less than 0.04mm

(in mm)

AS-M15KA-R

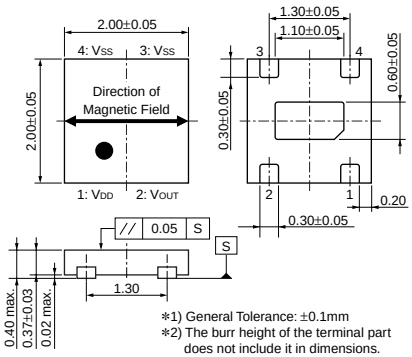

∗1) General Tolerance: ±0.1mm
∗2) The burr height of the terminal part does not include it in dimensions.
∗3) The burr height is less than 0.04mm.

(in mm)

Part Number	Supply Voltage	Current Consumption	Operating Magnetic Field (H->L)	Operating Magnetic Field (L->H)	Operating Temperature Range (°C)	Storage Temperature Range (°C)
AS-M15TA-R	1.6 to 3.5V	1.6 to 3.0μA	1.5 to 2.2mT	0.8 to 1.2mT	-40 to +85	-50 to +125
AS-M15TB-R	3.6 to 6.0V	1.6 to 3.0μA	1.5 to 2.2mT	0.8 to 1.2mT	-40 to +85	-50 to +125
AS-M15SA-R	1.6 to 6.0V	1.6 to 3.0μA	1.5 to 2.2mT	0.5 to 1.2mT	-40 to +85	-50 to +125
AS-M15KA-R	1.6 to 6.0V	1.6 to 3.0μA	1.5 to 2.2mT	0.5 to 1.2mT	-40 to +85	-50 to +125

⚠Note • This PDF catalog is downloaded from the website of Murata Manufacturing co., ltd. Therefore, it's specifications are subject to change or our products in it may be discontinued without advance notice. Please check with our sales representatives or product engineers before ordering.
• This PDF catalog has only typical specifications because there is no space for detailed specifications. Therefore, please approve our product specifications or transact the approval sheet for product specifications before ordering.