


Series 350 / 351 / 450 / 451

PCB connectors 2.54 mm

Single row / double row

Solder tail






Pin connectors, solder tail

With screw-machined pins \varnothing 0.47 mm

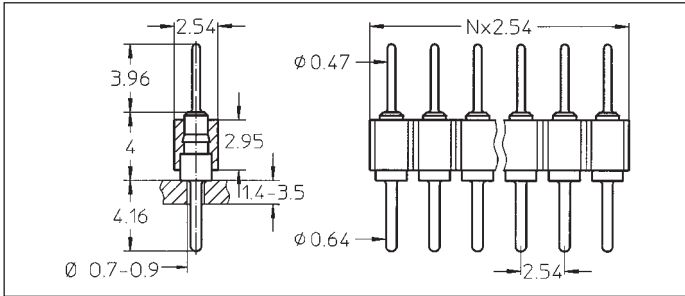
For corresponding receptacles see pages 36 to 42 and 47, 48



Platings	Sleeve 	Clip 	Pin 
10 90			0.25 μ m Au 5 μ m Sn Pb

Ordering information

Replace **xx** with the number of poles, e.g. 450-10-2**xx**-00-001 for a double row version with 8 pins per row becomes: 450-10-2**16**-00-001

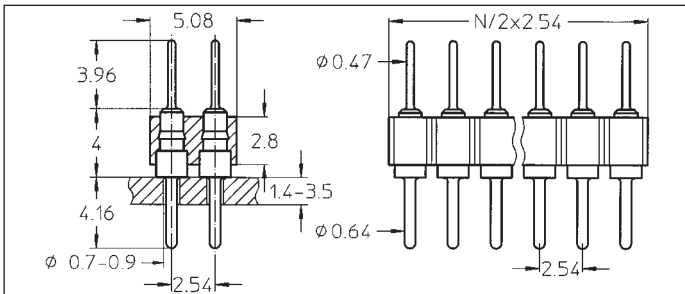


350-10-1xx-00-001
350-90-1xx-00-001

Straight pin connector: solder tail, single row

Availability from: 1 to 64 contacts
Standard number of contacts 5, 6, 8, 10, 14, 16, 20, 21, 25, 30, 32, 48, 56, 60, 64

Note:
For new designs refer to 006 version

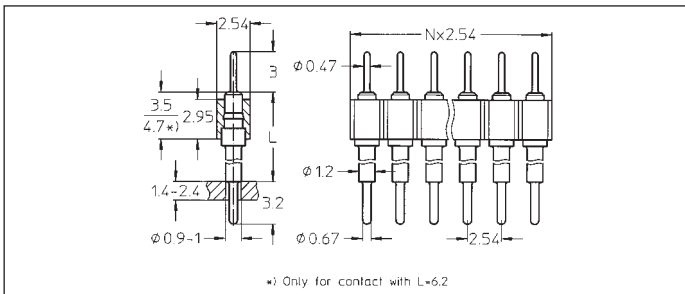


450-10-2xx-00-001
450-90-2xx-00-001

Straight pin connector: solder tail, double row

Availability from: 4 to 72 contacts
Standard number of contacts 40, 44, 56, 64, 72

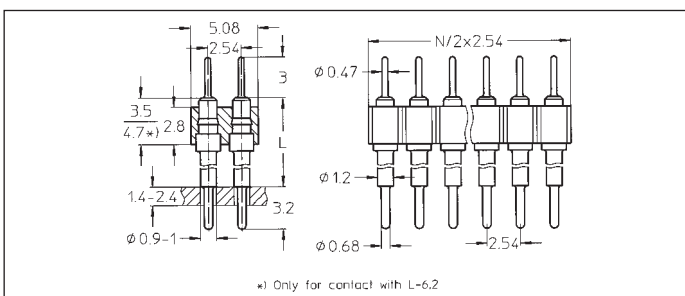
Note:
For new designs refer to 006 version



	L =
351-10-1xx-00-003	6.2 mm
351-90-1xx-00-003	
351-10-1xx-00-004	8.4 mm
351-90-1xx-00-004	
351-10-1xx-00-005	15.3 mm
351-90-1xx-00-005	
351-10-1xx-00-016	21.2 mm
351-90-1xx-00-016	
351-10-1xx-00-017	27.4 mm
351-90-1xx-00-017	

Straight interconnect pin connector solder tail, single row

Availability from: 1 to 64 contacts
Standard number of contacts 5, 6, 8, 10, 14, 16, 20, 21, 25, 30, 32, 48, 56, 60, 64



	L =
451-10-2xx-00-003	6.2 mm
451-90-2xx-00-003	
451-10-2xx-00-004	8.4 mm
451-90-2xx-00-004	
451-10-2xx-00-005	15.3 mm
451-90-2xx-00-005	
451-10-2xx-00-016	21.2 mm
451-90-2xx-00-016	
451-10-2xx-00-017	27.4 mm
451-90-2xx-00-017	

Straight interconnect pin connector solder tail, double row

Availability from: 4 to 72 contacts
Standard number of contacts 40, 44, 56, 64, 72