



EVERLIGHT ELECTRONICS CO., LTD.

Device Number : CDLE-033-294

REV: 1

5.0mm Round Type LED Lamps

MODEL NO : 333-2UYC/S400-A4

ECN : _____

Page: 1/4

■ Features :

- LOW POWER CONSUMPTION.
- LONG LIFE FEATURE
- RELIABLE AND RUGGED

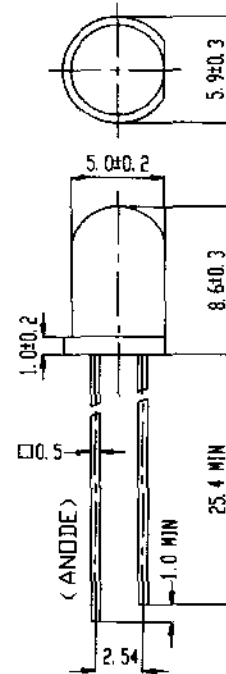
■ Description :

- The LED lamp is available with a choice of different colors, light intensities, epoxy colors, etc.

■ Applications :

- Audio Equipment
- Sign Board
- Car meter

■ Package Dimension:



■ NOTES :

1. All dimensions are millimeters (inch), tolerance is 0.25 mm except be specified.
2. An epoxy meniscus may extend about 1.5mm (0.059") down the lead.

PART NO	CHIP		Lens Color
	Material	Emitted Color	
333-2UYC/S400-A4	AlGaInP	Super Yellow	Water Clear

DESIGNER	CHECKER	APPROVED

Office : 7C Building, Lian Hua Port Industrial District, Lian Hua Shan Bonded Processing Zone Pan Yu, Guang Zhou, China
 TEL : (020)84860913, 84860914
 FAX : (020)84860600



EVERLIGHT ELECTRONICS CO., LTD.

Device Number : CDLE-033-294 REV: 1

5.0mm Round Type LED Lamps

MODEL NO : 333-2UYC/S400-A4 ECN : Page: 2/4

■ Absolute Maximum Ratings at $T_A = 25^\circ\text{C}$

Parameter	Symbol	Rating	Unit
Reverse Voltage	V_r	5	V
Reverse Current	I_r	10	μA
Operating Temperature	T_{opr}	-40 to +85	$^\circ\text{C}$
Soldering Temperature	T_{sol}	260 ± 5	$^\circ\text{C}$
Power Dissipation	P_d	100	mW
Peak Forward Current (Duty 1/10 @ 1KHZ)	$I_f(\text{Peak})$	160	mA

■ Electronic Optical Characteristics :

Parameter	Symbol	MIN.	TYP.	MAX.	Unit	Condition
Luminous intensity	I_v	1432	2148	/	mcd	$I_f = 20 \text{ mA}$
Viewing Angle	$2\theta_{1/2}$	/	10	/	deg	$I_f = 20 \text{ mA}$
Peak Wavelength	λ_p	/	591	/	nm	$I_f = 20 \text{ mA}$
Dominant Wavelength	λ_d	/	589	/	nm	$I_f = 20 \text{ mA}$
Spectrum Radiation Bandwidth	$\Delta\lambda$	/	15	/	nm	$I_f = 20 \text{ mA}$
Forward Voltage	V_f	1.7	2.0	2.4	V	$I_f = 20 \text{ mA}$
DC Forward Current	$I_f(\text{Rec})$	/	/	50	mA	



EVERLIGHT ELECTRONICS CO., LTD.

Device Number : CDLE-033-294 REV: 1

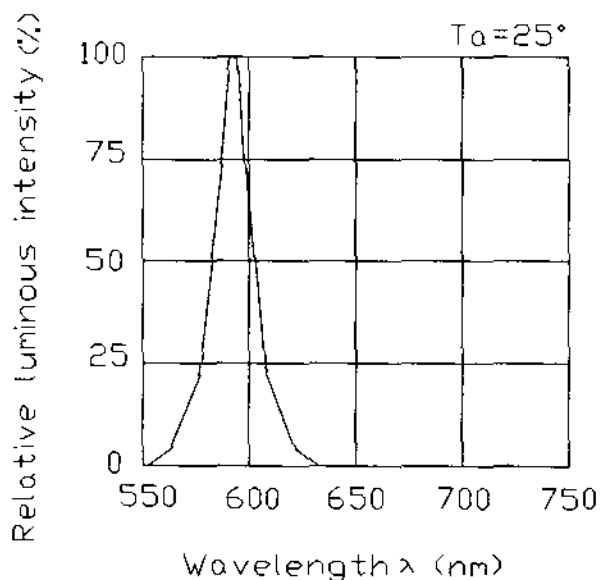
5.0mm Round Type LED Lamps

MODEL NO : 333-2UYC/S400-A4 ECN : _____ Page: 3/4

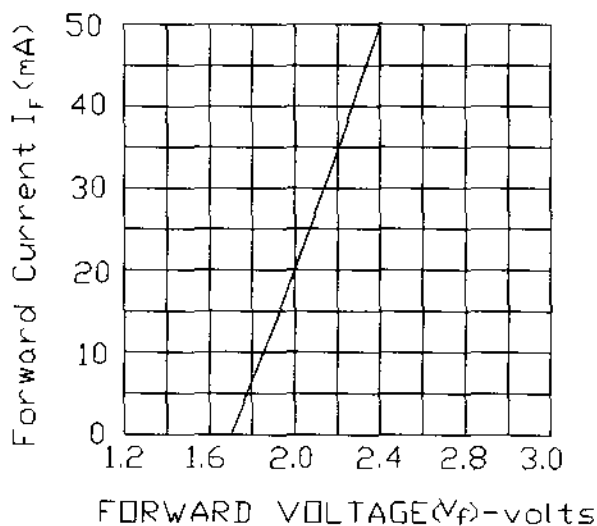
■ Typical Electro-Optical Characteristic Curves

(UY)

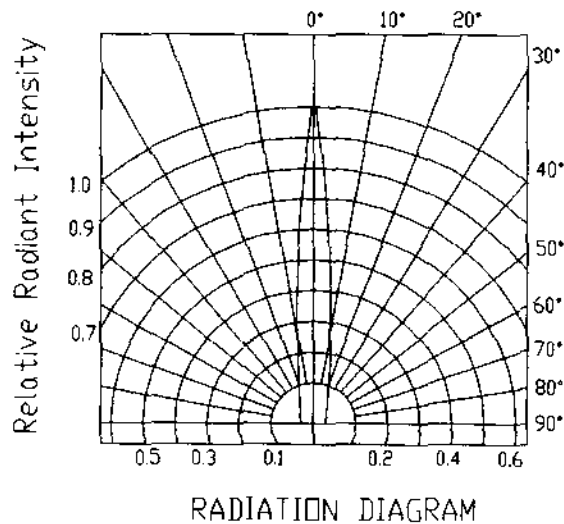
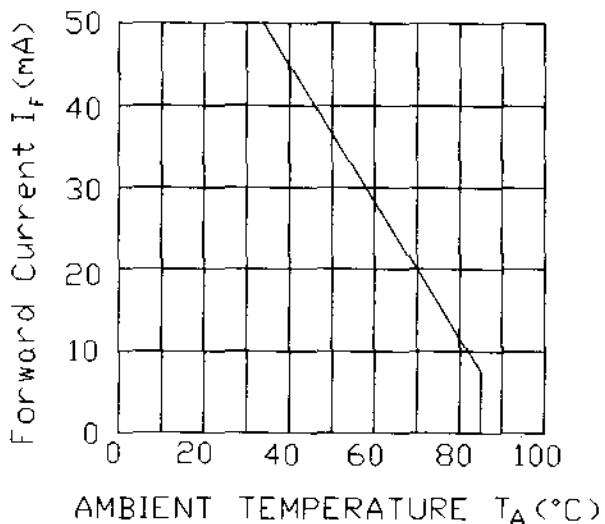
Spectrum Distribution



Forward Current vs. Forward Voltage



Forward Current Derating Curve





EVERLIGHT ELECTRONICS CO., LTD.

Device Number : CDLE-033-294 REV: 1

5.0mm Round Type LED Lamps

MODEL NO : 333-2UYC/S400-A4 ECN : _____ Page: 4/4

■ Reliability test item and condition

NO	Item	Test Conditions	Test Hours/Cycle	Sample Size	Ac/Re
1	Solder Heat	TEMP : 260°C ± 5 °C	5 SEC	76 Pcs	0/1
2	Temperature Cycle	H : +85°C 30min § 5 min L : -55°C 30min	50 CYCLE	76 Pcs	0/1
3	Thermal Shock	H : +100°C 5min § 10 sec L : -10°C 5min	50 CYCLE	76 Pcs	0/1
4	High Temperature Storage	TEMP : 100°C	1000 HRS	76 Pcs	0/1
5	Low Temperature Storage	TEMP : -55°C	1000 HRS	76 Pcs	0/1
6	DC Operating Life	If = 20 mA	1000 HRS	76 Pcs	0/1
7	High Temperature / High Humidity	85°C /85% RH	1000 HRS	76 Pcs	0/1