

PLEASE CHECK WWW.MOLEX.COM FOR LATEST PART INFORMATION

Part Number: [0873812817](#)
Status: **Active**
Description: 2.00mm (.079") Pitch Milli-Grid™ Receptacle, Surface Mount, Top Entry, 0.76µm (30µ") Gold (Au) Plating, without Cap, with Locating Peg, 28 Circuits, Leadfree

Documents:

[3D Model](#) [Product Specification PS-87380-002 \(PDF\)](#)
[Drawing \(PDF\)](#) [RoHS Certificate of Compliance \(PDF\)](#)

Agency Certification

CSA LR19980
 UL E29179

General

Product Family PCB Receptacles
 Series [87381](#)
 Application Board-to-Board
 Obsolete Date 2006/06/01
 Product Literature Order No 987650-1991
 Product Name Milli-Grid™

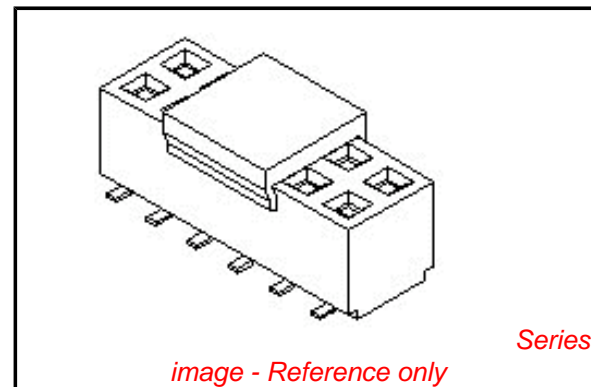
Physical

Circuits (Loaded) 28
 Circuits (maximum) 28
 Color - Resin Black
 Durability (mating cycles max) 25
 Flammability 94V-0
 Glow-Wire Compliant No
 Lock to Mating Part None
 Material - Metal Phosphor Bronze
 Material - Plating Mating Gold
 Material - Plating Termination Tin
 Material - Resin High Temperature Thermoplastic
 Number of Rows 2
 Orientation Vertical
 PCB Locator Yes
 PCB Retention None
 Packaging Type Tube
 Pitch - Mating Interface (in) 0.079 In
 Pitch - Mating Interface (mm) 2.00 mm
 Pitch - Term. Interface (in) 0.079 In
 Pitch - Term. Interface (mm) 2.00 mm
 Plating min: Mating (µin) 30
 Plating min: Mating (µm) 0.76
 Plating min: Termination (µin) 50
 Plating min: Termination (µm) 1.27
 Polarized to PCB Yes
 Surface Mount Compatible (SMC) N/A
 Temperature Range - Operating -55°C to +105°C
 Termination Interface: Style Surface Mount

Electrical

Current - Maximum per Contact 1.9A
 Voltage - Maximum 125V

Material Info



EU RoHS

ELV and RoHS Compliant
REACH SVHC Not Reviewed
Halogen-Free Status Not Reviewed

China RoHS



Need more information on product environmental compliance?

Email productcompliance@molex.com
 For a multiple part number RoHS Certificate of Compliance, [click here](#)

Please visit the [Contact Us](#) section for any non-product compliance questions.

Search Parts in this Series

[87381Series](#)

Mates With

[87758](#) Vertical, Through Hole, Stackable PCB Header, [87759](#) Vertical, Surface Mount, Stackable PCB Header, [87760](#) Right Angle, Through Hole, Stackable PCB Header, [87831](#) Vertical, Through Hole PCB Header, [87832](#) Vertical, Surface Mount PCB

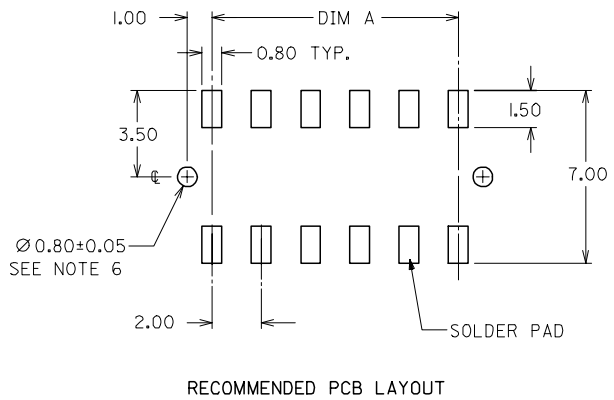
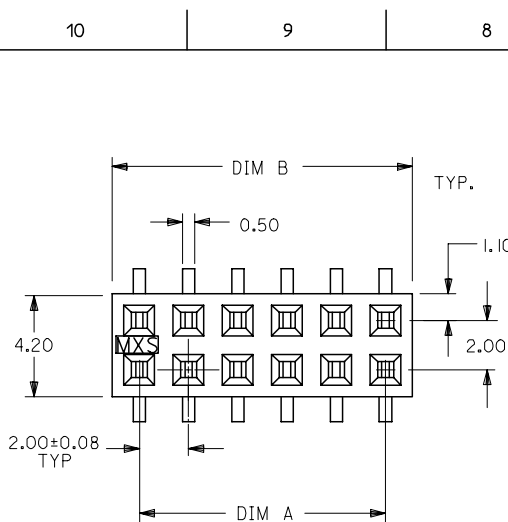
Reference - Drawing Numbers

Product Specification
Sales Drawing

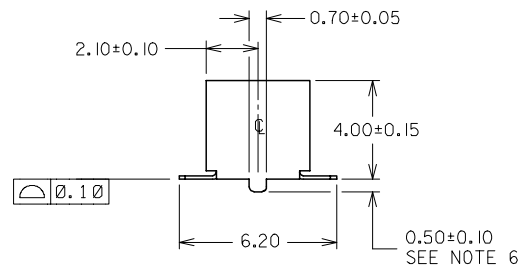
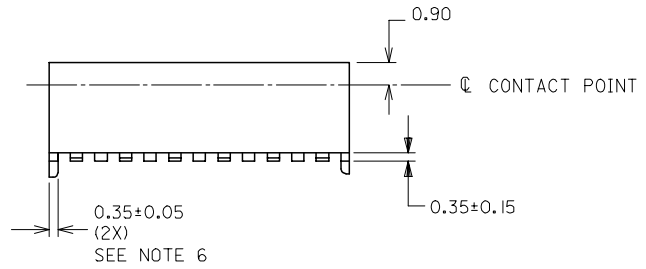
PS-87380-002
SD-87381-****

This document was generated on 03/18/2010

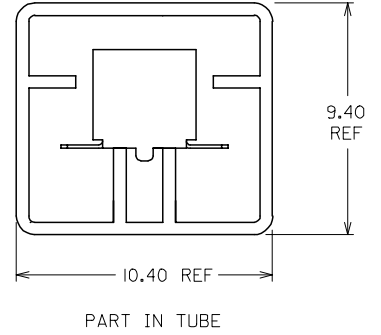
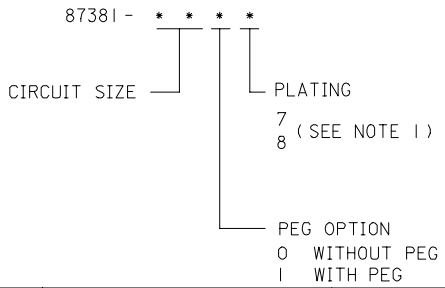
PLEASE CHECK WWW.MOLEX.COM FOR LATEST PART INFORMATION



PART NUMBER	CKT. SIZE	DIM A	DIM B
87381-06**	6	4.00	6.00
87381-08**	8	6.00	8.00
87381-10**	10	8.00	10.00
87381-12**	12	10.00	12.00
87381-14**	14	12.00	14.00
87381-16**	16	14.00	16.00
87381-18**	18	16.00	18.00
87381-20**	20	18.00	20.00
87381-22**	22	20.00	22.00
87381-24**	24	22.00	24.00
87381-26**	26	24.00	26.00
87381-28**	28	26.00	28.00
87381-30**	30	28.00	30.00
87381-32**	32	30.00	32.00
87381-34**	34	32.00	34.00
87381-36**	36	34.00	36.00
87381-38**	38	36.00	38.00
87381-40**	40	38.00	40.00
87381-42**	42	40.00	42.00
87381-44**	44	42.00	44.00
87381-46**	46	44.00	46.00
87381-48**	48	46.00	48.00
87381-50**	50	48.00	50.00



PART NO. LEGEND



NOTES:

- PLATING FINISH :
 - 7 - 0.76um MIN. GOLD IN CONTACT AREA
1.27um MIN. TIN IN SOLDER TAIL AREA
BOTH OVER 1.27um MIN NICKEL OVERALL
 - 8 - 0.38um MIN. GOLD IN CONTACT AREA
1.27um MIN. TIN IN SOLDER TAIL AREA
BOTH OVER 1.27um MIN NICKEL OVERALL
- 12 CKT SIZE SHOWN FOR ILLUSTRATION ONLY. SEE CHART FOR ALL AVAILABLE PART SIZES
- PRODUCT SPECIFICATION PS-87380 APPLIES
- COPLANARITY OF SOLDER TAILS ARE TO BE MEASURED BY RESTING THE PART ON A FLAT GAUGE SURFACE
- OTHER PLATING OPTIONS AVAILABLE. PLEASE CONTACT FACTORY
- PEG AND PCB HOLE OPTIONAL. SEE PART LEGEND FOR PART CONFIGURATON
- PARTS SHALL BE PACKED IN MOISTURE BARRIER BAG.

ADD NOTE 7. EC NO: S2008-0281 DRWNS:KANG 2007/10/31 CHKD:ATSEE 2007/11/01 APPR:MLONG 2007/11/01	QUALITY SYMBOLS ▽=0 ▽=0	GENERAL TOLERANCES (UNLESS SPECIFIED)		DIMENSION STYLE MM ONLY		SCALE NTS	DESIGN UNITS METRIC	THIRD ANGLE PROJECTION	
		mm		INCH		DRAWN BY TAY		DATE 1993/01/21	
		4 PLACES ± ---		± ---		CHECKED BY SKTOH		DATE 1993/01/26	
		3 PLACES ± ---		± ---		APPROVED BY RWONG		DATE 1993/01/27	
2 PLACES ± 0.10		± ---		MATERIAL NO.		DOCUMENT NO.		SHEET NO.	
1 PLACE ± ---		± ---		ANGULAR ± 3 °		SEE TABLE		SD-87381-****	
DRAFT WHERE APPLICABLE MUST REMAIN WITHIN DIMENSIONS		SIZE A3		THIS DRAWING CONTAINS INFORMATION THAT IS PROPRIETARY TO MOLEX INCORPORATED AND SHOULD NOT BE USED WITHOUT WRITTEN PERMISSION					

MGRID
4MM HT., WITH LOC. PEG

MOLEX INCORPORATED