



Features


- ◇ For IF SAW filter
- ◇ High attenuation
- ◇ Single-ended operation
- ◇ Dual In-line Package
- ◇ RoHS compliant (2002/95/EC), Pb-free

Specifications

| Parameter | Unit | Minimum | Typical | Maximum |
|-----------------------------------------------|--------------------------|---------|---------|---------|
| Center Frequency | MHz | 129.85 | 130 | 130.15 |
| Insertion Loss | dB | - | 23.3 | 26 |
| 3dB Bandwidth | MHz | 5.05 | 5.08 | - |
| 30dB Bandwidth | MHz | - | 5.77 | 5.8 |
| 45dB Bandwidth | MHz | - | 5.92 | 6.2 |
| 50dB Bandwidth | MHz | - | 5.98 | 6.8 |
| Passband Variation | dB | - | 0.8 | 1.2 |
| Absolute Delay | usec | - | 3.91 | 4.5 |
| Ultimate Rejection($f_0 \pm 7.5\text{MHz}$) | dB | 50 | 56 | - |
| Material Temperature coefficient | KHz/°C | -2.34 | | |
| Substrate Material | - | 112° LT | | |
| Ambient Temperature | °C | 25 | | |
| Operating Temperature Range | °C | -25 | - | +85 |
| Storage Temperature Range | °C | -45 | - | +105 |
| DC Voltage | V | 0 | | |
| Input Power | dBm | - | - | 10 |
| ESD Class | - | 1A | | |
| Package Size | DIP3512 (35*12.6*5.2mm3) | | | |

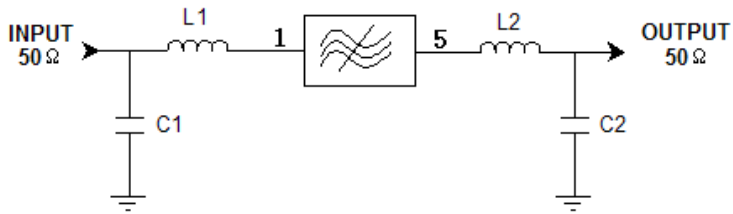
Notes:

1. All specifications are based on the test circuit shown;
2. In production, all specifications are measured by Agilent Network analyzer and full 2 port calibration at room temperature;
3. Electrical margin has been built into the design to account for the variations due to temperature drift and manufacturing tolerances;
4. This is the optimum impedance in order to achieve the performance show.

| | | | | |
|------------------------------------------------------------------------------------|----------------------------------------------------------------------------------------------------------------------|-------------|------------|------|
|  | SIPAT Co., Ltd. (CETC No.26 Research Institute) #14 Nanping Huayuan Road, Chongqing, China, 400060 | Part Number | LBT13012 | |
| | | Rev. Date | 2011-12-12 | |
| | | Ver. | 1.0 | Page |

Matching Configuration

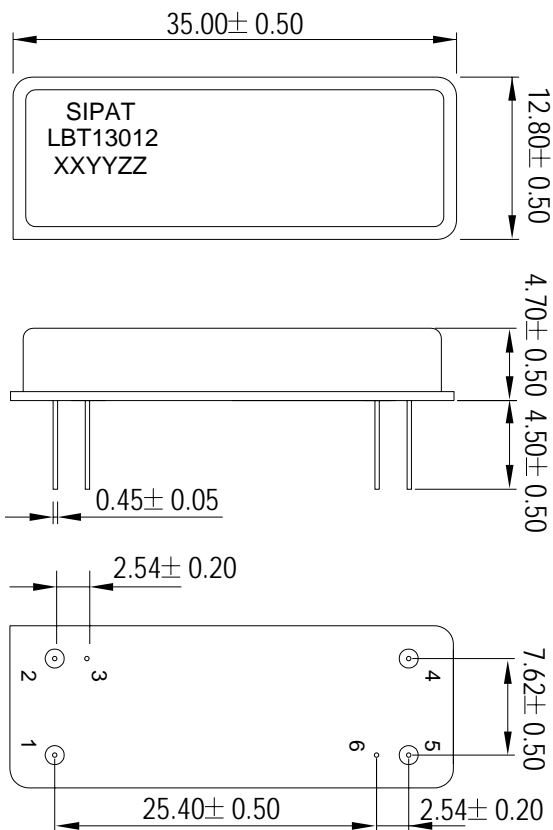
手动测试座



L1=27nH L2=27nH
C1=36 pF C2=36pF
Source/Load Impedance=50 ohm

Notes - Component values may change depending on board layout.

Package Dimension



Pad Configuration:

Input 1
Output 5
Ground All Others

Marking Configuration:

- 1) SIPAT: Manufacturer Name
- 2) LBT13012: Part Number
- 3)XXYY: Date Code
- 4) ZZ: Identified Code

Package: DIP3512

Unit: mm

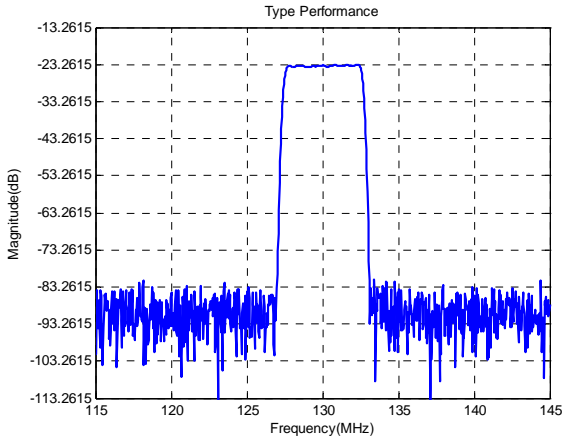


SIPAT Co., Ltd.
(CETC No.26 Research Institute)
#14 Nanping Huayuan Road,
Chongqing, China, 400060

| | | |
|-------------|------------|----------|
| Part Number | LBT13012 | |
| Rev. Date | 2011-12-12 | |
| Ver. | 1.0 | Page 2/3 |

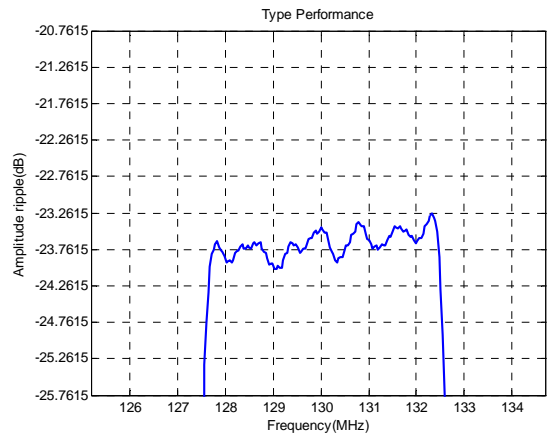
Typical Performance

Frequency Respond



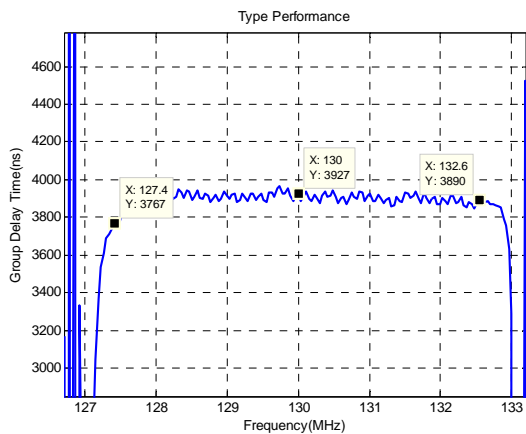
Horizontal: 5MHz/Div Vertical: 10dB/Div

Passband Respond



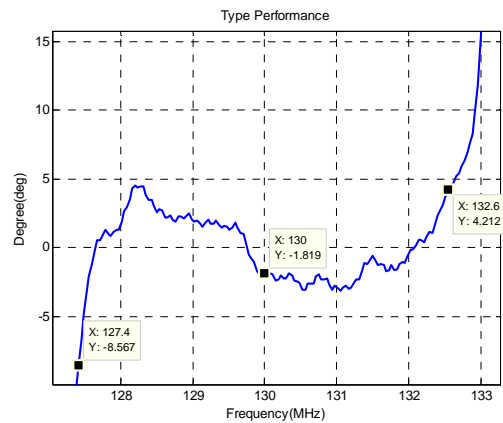
Horizontal: 1MHz/Div Vertical: 0.5dB/Div

Group Delay Variation



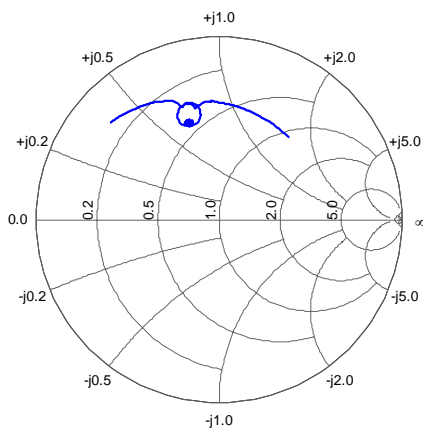
Horizontal: 1MHz/Div Vertical: 200ns/Div

Phase Linearity

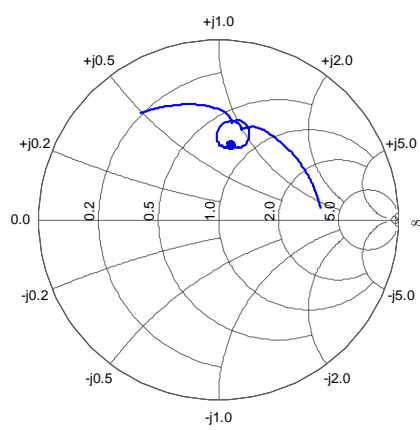


Horizontal: 1MHz/Div Vertical: 5deg/Div

Smith Chart S11



Smith Chart S22



SIPAT Co., Ltd.
(CETC No.26 Research Institute)
#14 Nanping Huayuan Road,
Chongqing, China, 400060

| | | |
|-------------|------------|----------|
| Part Number | LBT13012 | |
| Rev. Date | 2011-12-12 | |
| Ver. | 1.0 | Page 3/3 |