


**Fig. 1**

**Fig. 2**

- Series 353, 362, 363, 373, 382 & 383 single row Header strips come with various styles (pin, slotted head, turret and solder cup) with wrapost tails.

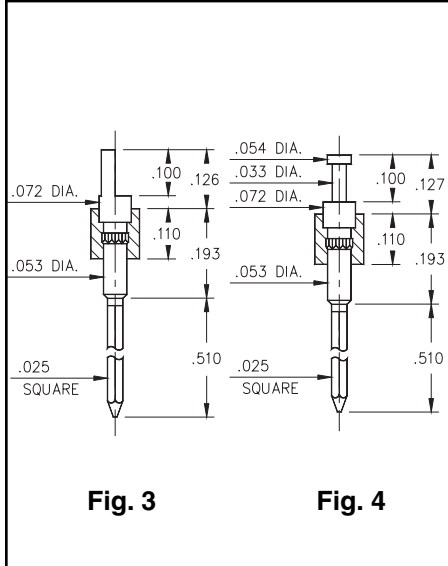
353...001 uses pin #5301  
 362...001 uses pin #1106-2  
 363...001 uses pin #1106-3  
 373...001 uses pin #0730-3  
 382...001 uses pin #8301-2  
 383...001 uses pin #8301-3  
 See pages 194 & 195 for details.

- Insulators are high temp. thermoplastic.



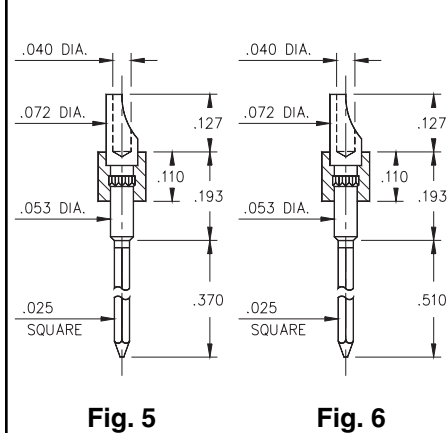
**Ordering Information**

<b>Fig. 1</b>	<b>Series 353...001 Pin / 3 Level Wrapost</b>
	353-XX-1__-00-001000 Specify # of pins → 01-64
<b>Fig. 2</b>	<b>Series 362...001 Slotted Head / 2 Level Wrapost</b>
	362-XX-1__-00-001000 Specify # of pins → 01-64
<b>Fig. 3</b>	<b>Series 363...001 Slotted Head / 3 Level Wrapost</b>
	363-XX-1__-00-001000 Specify # of pins → 01-64
<b>Fig. 4</b>	<b>Series 373..001 Turret / 3 Level Wrapost</b>
	373-XX-1__-00-001000 Specify # of pins → 01-64
<b>Fig. 5</b>	<b>Series 382...001 Solder Cup / 2 Level Wrapost</b>
	382-XX-1__-00-001000 Specify # of pins → 01-64
<b>Fig. 6</b>	<b>Series 383...001 Solder Cup / 3 Level Wrapost</b>
	383-XX-1__-00-001000 Specify # of pins → 01-64



**Fig. 3**

**Fig. 4**



**Fig. 5**

**Fig. 6**

For Electrical, Mechanical & Environmental Data, See pg. 4

XX=Plating Code See Below

For RoHS compliance select ◊ plating code.

SPECIFY PLATING CODE XX=	10◊	90	40◊	
Pin Plating	10μ" Au	200μ" Sn/Pb	200μ" Sn	