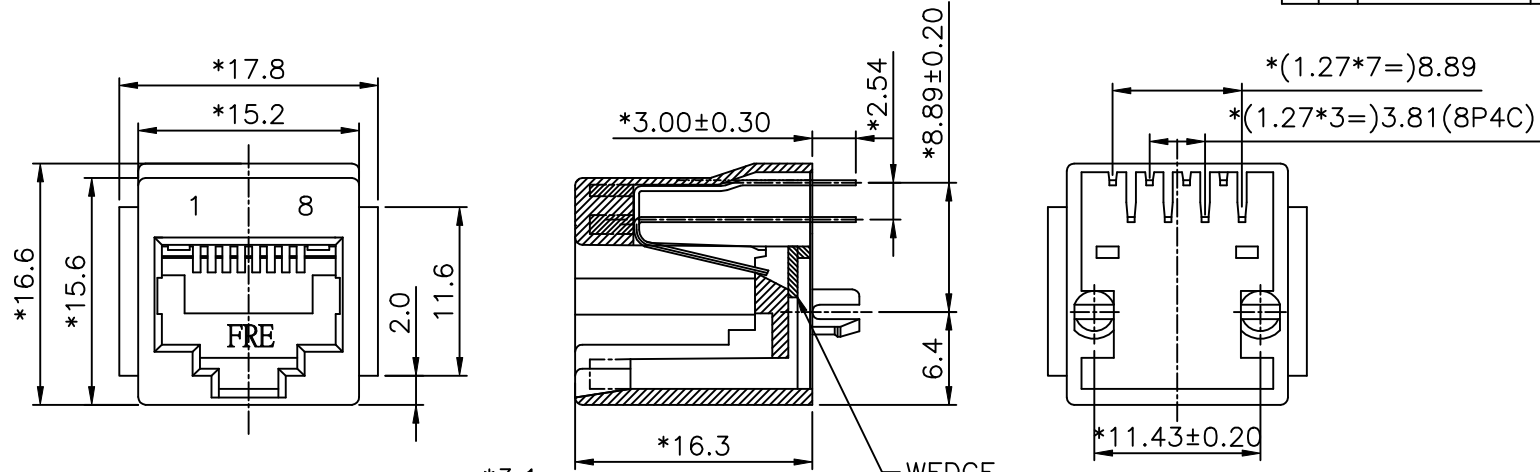


REVISION RECORD				
REV	ECO	DESCRIPTION	DRFT	CHKD



**NOTES:**

ELECTRICAL:

1. VOLTAGE RATING: 125 VAC RMS .
2. CURRENT RATING: 1.5 AMP .
3. CONTACT RESISTANCE: 30 MILLIOHMS MAX.
4. INSULATION RESISTANCE: 1000 MEGOHMS MIN @ 500 VDC.
5. DIELECTRIC STRENGTH: 1000 VAC RMS 60Hz, 1MIN.

MECHANICAL:

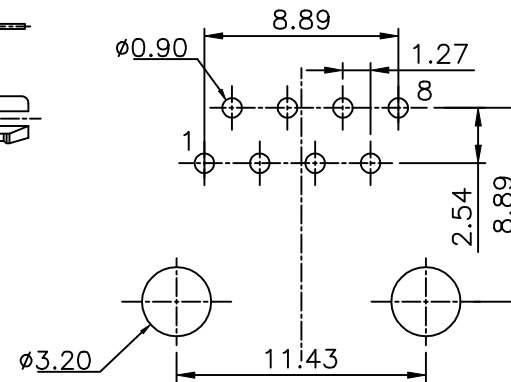
1. HOUSING MATERIAL: FR52(BK)
2. CONTACT MATERIAL: PHOSPHOR BRONZ T=0.35mm.
3. PLATING: GOLD PLATING OVER NICKEL.
4. OPERATING LIFE: 750 CYCLES MIN.
5. PCB RETENTION PRE-SOLDER: 1 LB MIN.
6. PCB RETENTION POST-SOLDER: 10 LBS MIN.

ENVIRONMENTAL:

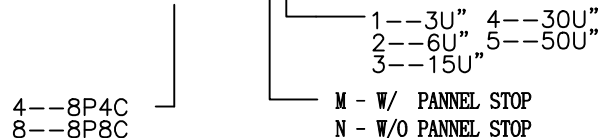
1. STORAGE: -40°C TO +85°C.
2. OPERATION: 0°C TO 70°C.
3. WAVE SOLDER TEMPERATURE: 255°C TO 265°C 5~10 SECOND.

MATES WITH MODULAR PLUG CONFORMING TO FCC PART 68, SUBPART F.

PART NUMBER: E528X-YN3BXX-L



PC Board Layout  
Component Side Shown



DETACHED LISTS	MM (INCH)	DFTO ANKUE	DATE 04/28/05	FULL RISE ELECTRONIC CO., LTD	
	TOLERANCES EXCEPT AS NOTED	CHKDSAMMY	DATE 2005/4/28		
	MM	MFO	DATE	TITLE TOP ENTRY PCB JACK	
	.0 ±0.20	APPVLLUSHENG	DATE 2005/4/28		
.00 ±0.15	MATERIAL :	QT'Y :	DRAWING NO. GE523072-LA	SIZE A3	REV 0
.000 ±0.075	ANGLES ±	FINISH :	/PART NO. SEE NOTE	DO NOT SCALE DRAWING	
THIRD ANGLE PROJECTION	SCALE :	SCALE :	SHEET X OF Y		