

**CZSH5-40**  
**SURFACE MOUNT**  
**SILICON**  
**SCHOTTKY BARRIER RECTIFIER**  
**5.0 AMP, 40 VOLTS**



# Central<sup>TM</sup>

## Semiconductor Corp.

**DESCRIPTION:**

The CENTRAL SEMICONDUCTOR 5.0 Amp, SOT-223 surface mount Silicon Schottky Rectifier, is designed for use in all types of commercial, industrial, entertainment, computer and automotive applications, which require a high current device.

**MARKING CODE: FULL PART NUMBER**

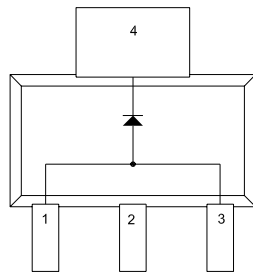
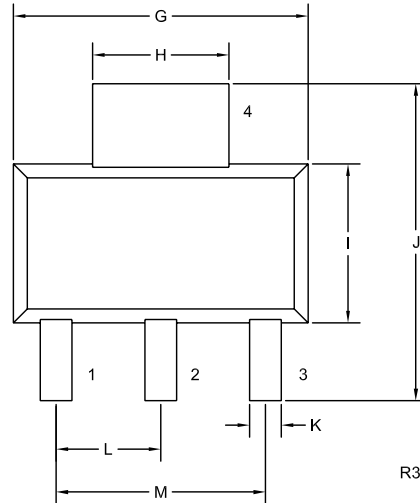
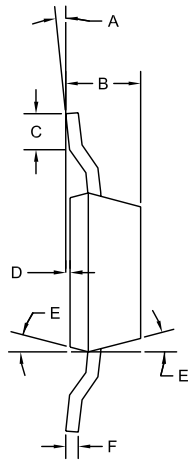
**MAXIMUM RATINGS:** ( $T_A=25^{\circ}\text{C}$  unless otherwise noted)

	SYMBOL		UNITS
Peak Repetitive Reverse Voltage	$V_{RRM}$	40	V
DC Blocking Voltage	$V_R$	40	V
RMS Reverse Voltage	$V_{R(RMS)}$	28	V
Average Forward Current ( $T_A=75^{\circ}\text{C}$ )	$I_O$	5.0	A
Peak Forward Surge Current (8.3ms)	$I_{FSM}$	125	A
Operating and Storage			
Junction Temperature	$T_J, T_{stg}$	-65 to +150	$^{\circ}\text{C}$

**ELECTRICAL CHARACTERISTICS:** ( $T_A=25^{\circ}\text{C}$  unless otherwise noted)

SYMBOL	TEST CONDITIONS	MIN	TYP	MAX	UNITS
$I_R$	$V_R=40\text{V}$			3.0	mA
$I_R$	$V_R=40\text{V}, T_A=100^{\circ}\text{C}$			20	mA
$V_F$	$I_F=5.0\text{A}$			0.55	V

**SOT-223 CASE - MECHANICAL OUTLINE**



**LEAD CODE:**

- 1) ANODE
- 2) CATHODE
- 3) ANODE
- 4) CATHODE

Pin 1 and Pin 3 are common.  
Pin 2 and Pin 4 are common.

SYMBOL	DIMENSIONS			
	INCHES		MILLIMETERS	
	MIN	MAX	MIN	MAX
A	0°	10°	0°	10°
B	0.059	0.071	1.50	1.80
C	0.018	---	0.45	---
D	0.000	0.004	0.00	0.10
E	15°		15°	
F	0.009	0.014	0.23	0.35
G	0.248	0.264	6.30	6.70
H	0.114	0.122	2.90	3.10
I	0.130	0.146	3.30	3.70
J	0.264	0.287	6.70	7.30
K	0.024	0.033	0.60	0.85
L	0.091		2.30	
M	0.181		4.60	

SOT-223 (REV: R3)

**MARKING CODE:  
FULL PART NUMBER**

R3 (17-June 2004)