

PLEASE CHECK WWW.MOLEX.COM FOR LATEST PART INFORMATION

Part Number: [0905721302](#)
Status: **Active**
Description: 2.54mm (.100") Pitch QF-50™ Header, Right Angle, Dual Row, Shrouded, DIN Keying, with Latch/Eject Levers, 30 Circuits, 0.76 µm Gold (Au)

Documents:

[3D Model](#) [RoHS Certificate of Compliance \(PDF\)](#)
[Drawing \(PDF\)](#)

Agency Certification

CSA LR19980
 UL E29179

General

Product Family Ribbon Cable / Wire Trap Connectors
 Series [90572](#)
 Comments Eject Levers
 Component Type PCB Header
 Glow-Wire Compliant No
 Product Name QF-50™

Physical

Circuits (Loaded) 30
 Circuits (maximum) 30
 Color - Resin Black
 Durability (mating cycles max) 300
 Entry Angle 90° Angle
 Flammability 94V-0
 Lock to Mating Part None
 Material - Metal Brass
 Material - Plating Mating Gold
 Material - Plating Termination Tin
 Material - Resin Polyester
 Number of Rows 2
 PCB Locator No
 PCB Retention None
 PCB Thickness Recommended (in) 0.062 In
 PCB Thickness Recommended (mm) 1.60 mm
 Packaging Type Tray
 Pitch - Mating Interface (in) 0.100 In
 Pitch - Mating Interface (mm) 2.54 mm
 Pitch - Term. Interface (in) 0.100 In
 Pitch - Term. Interface (mm) 2.54 mm
 Plating min: Mating (µin) 30.4
 Plating min: Mating (µm) 0.76
 Plating min: Termination (µin) 120
 Plating min: Termination (µm) 3
 Polarized to Mating Part Yes
 Polarized to PCB No
 Shrouded Yes
 Stackable Yes
 Surface Mount Compatible (SMC) No
 Temperature Range - Operating -25°C to +85°C
 Termination Interface: Style Through Hole
 Wire Insulation Diameter N/A
 Wire Size AWG N/A




image - Reference only

EU RoHS

China RoHS

Compliance Status

Not Reviewed

REACH SVHC

Not Reviewed

Halogen-Free

Status

Not Reviewed

Need more information on product environmental compliance?

Email productcompliance@molex.com
 For a multiple part number RoHS Certificate of Compliance, [click here](#)

Please visit the [Contact Us](#) section for any non-product compliance questions.

Search Parts in this Series

[90572Series](#)

Mates With

[90635 QF-50™ Female Housing](#)

Wire/Cable Type

Ribbon Cable

Electrical

Current - Maximum per Contact

1A

Voltage - Maximum

250V

Material Info

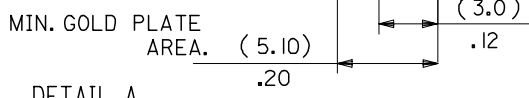
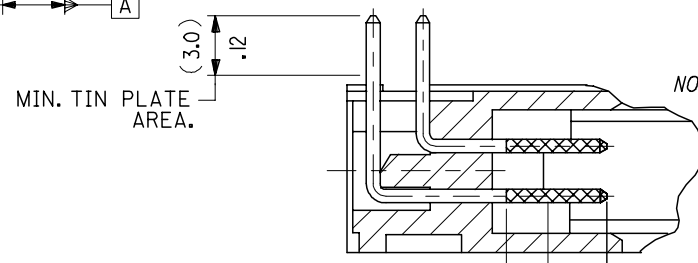
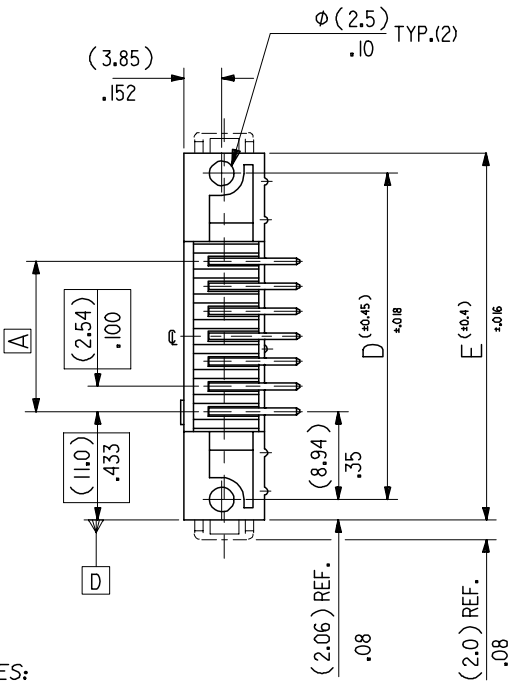
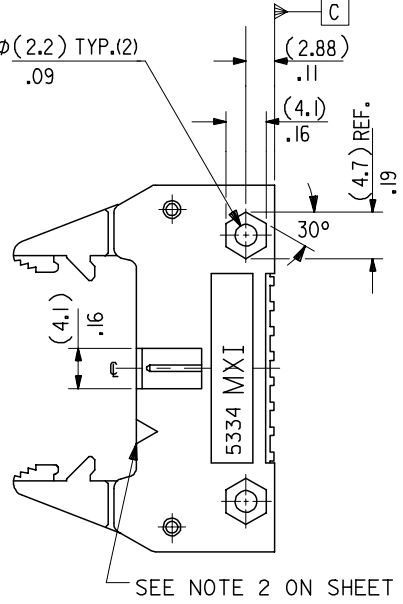
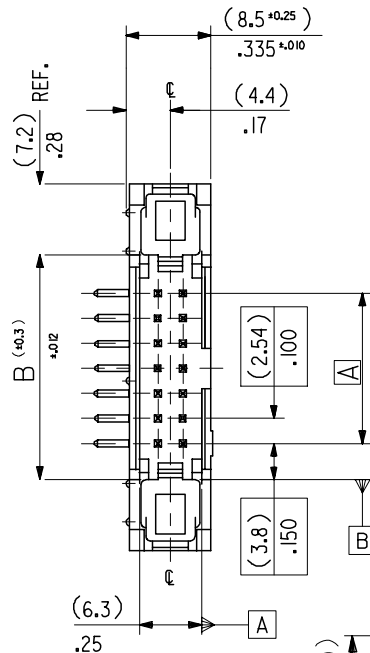
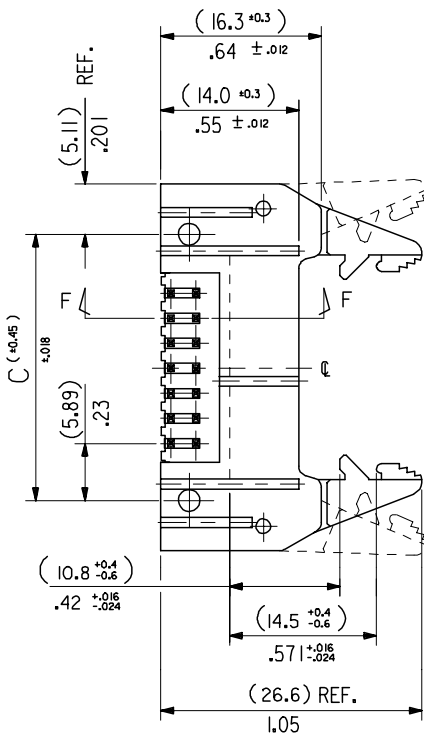
Reference - Drawing Numbers

Sales Drawing

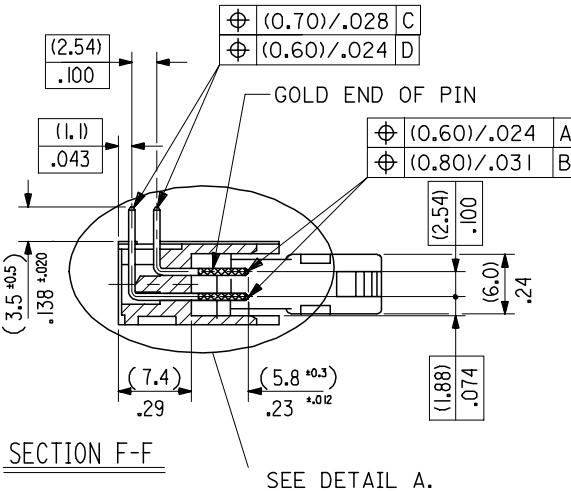
SDA-90572

This document was generated on 06/08/2010

PLEASE CHECK WWW.MOLEX.COM FOR LATEST PART INFORMATION



- NOTES:
- 1: FOR MATERIAL SPECIFICATION SEE NOTE 1 ON SHEET 2.
 - 2: FOR RECOMMENDED P.C.B.HOLE PATTERN, PART NOTs AND UNSTATED DIMENSIONS SEE SHEET 2.
 - 3: PRODUCT SPEC.No. : PS -99020-0015.



DETAIL A
DIMENSIONS FOR SELECTIVE PLATING'S, SCALE 4:1

CORRECTED PS EC NO: E2008-0129 DRWN:DBYRNES CHKD: APPR:EOMAHONY	DESCRIPTION 2007/09/13 2007/09/13 2007/09/14	QUALITY SYMBOLS	GENERAL TOLERANCES (UNLESS SPECIFIED)	DIMENSION STYLE	SCALE	DESIGN UNITS	THIRD ANGLE PROJECTION	
		▽=0 ∇=0	mm INCH	MM/IN	2:1	METRIC		
			4 PLACES ± --- ± --- 3 PLACES ± --- ± .008 2 PLACES ± 0.20 ± .008 1 PLACE ± 0.20 ± ---	DRAWN BY DATE POB 1990/09/12 CHECKED BY DATE	TITLE	QIK FLECS R/A HEADER DIN EJECT LEVERS FOR IMPROVED WIPE FEMALE		
			ANGULAR ±1/2°	APPROVED BY DATE	MOLEX INCORPORATED			
		DRAFT WHERE APPLICABLE MUST REMAIN WITHIN DIMENSIONS	ENTER PART	DOCUMENT NO.	SDA-90572			
			SIZE A3	THIS DRAWING CONTAINS INFORMATION THAT IS PROPRIETARY TO MOLEX INCORPORATED AND SHOULD NOT BE USED WITHOUT WRITTEN PERMISSION				

(78.74)/3.100	(86.34)/3.400	(90.52)/3.564	(96.62)/3.804	(100.74)/3.966	90572-1641	90572-1642	90572-1643		64
(73.66)/2.900	(81.26)/3.200	(85.44)/3.364	(91.54)/3.604	(95.66)/3.766	↑ -1601	↑ -1602	↑ -1603		60
(60.96)/2.400	(68.56)/2.700	(72.74)/2.864	(78.84)/3.104	(82.96)/3.266	-1501	-1502	-1503	90572-1509	50
(48.26)/1.900	(55.86)/2.200	(60.04)/2.364	(66.14)/2.604	(70.26)/2.766	-1401	-1402	-1403	↑ -1409	40
(40.64)/1.600	(48.24)/1.900	(52.42)/2.064	(58.52)/1.304	(62.64)/2.466	-1341	-1342	-1343	-1349	34
(35.56)/1.400	(43.16)/1.700	(47.34)/1.864	(53.44)/2.104	(57.56)/2.266	-1301	-1302	-1303	-1309	30
(30.48)/1.200	(38.08)/1.500	(42.26)/1.664	(48.36)/1.904	(52.48)/2.066	-1261	-1262	-1263	-1269	26
(22.86)/.900	(30.46)/1.200	(34.64)/1.364	(40.74)/1.604	(44.86)/1.766	-1201	-1202	-1203	-1209	20
(17.78)/.700	(25.38)/1.000	(29.56)/1.164	(35.66)/1.404	(39.78)/1.566	-1161	-1162	-1163	-1169	16
(15.24)/.600	(22.84)/.900	(27.02)/1.064	(33.12)/1.304	(37.24)/1.466	↓ -1141	↓ -1142	↓ -1143	↓ -1149	14
(10.16)/.400	(17.76)/.700	(21.94)/.864	(28.04)/1.104	(32.16)/1.266	90572-1101	90572-1102	90572-1103	90572-1109	10
A	B	C	D	E	ENG. NO. GSI PLATING	ENG. NO. GS2 PLATING	ENG. NO. GS3 PLATING	ENG. NO. PRE TIN	NO.OF CKTS.

NOTES

1.MATERIAL

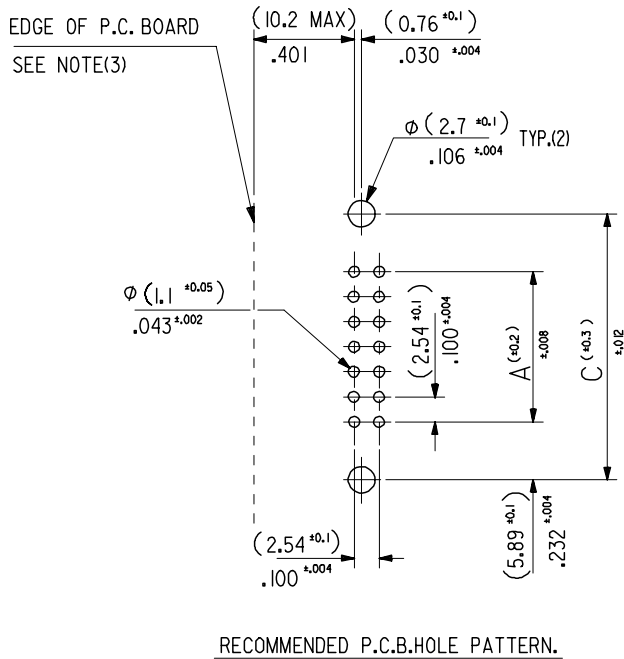
HEADER : GLASS FILLED POLYESTER (UL 94V0), COLOUR - BLACK.
 PINS : BRASS SIZE ϕ (0.635)/.025 .
 LEVER : GLASS FILLED POLYESTER (UL 94V0), COLOUR - BLACK.
 SPRING PINS : STEEL

2.COLOUR IDENTIFICATION MARK FOR PLATING OPTIONS.

90572-1**1, (1um)/39uin MIN. NICKEL UNDERPLATE. CONTACT AREA
 GSI PLATING (0.1um)/4uin MIN. GOLD. SOLDER AREA (3um)/118uin MIN.
 TIN. COLOUR MARK: YELLOW.
 90572-1**2, (1um)/39uin MIN. NICKEL UNDERPLATE. CONTACT AREA
 GS2 PLATING (0.76um)/30uin MIN. GOLD. SOLDER AREA (3um)/118uin MIN.
 TIN. COLOUR MARK: BROWN.
 90572-1**3, (1um)/39uin MIN. NICKEL UNDERPLATE. CONTACT AREA
 GS3 PLATING (0.25um)/10uin MIN. GOLD. SOLDER AREA (3um)/118uin MIN.
 TIN. COLOUR MARK: BLUE.
 90572-1**9, (0.5-1um)/20-40uin NICKEL UNDER (1.0-3.0um)/39-118uin TIN.
 PRE-TIN COLOUR MARK: BLACK, (NO MARK).

3. 10.2mm MAX. TO EDGE OF PCB FOR DAISY CHAIN APPLICATIONS.

4. RECOMMENDED PCB THICKNESS 1.6mm



ADDED NOTE 4 EC NO: E2008-0129 DRWN: OBYRNES 2007/09/13 CHKD: 2007/09/13 APPR: EOMAHONY 2007/09/14	QUALITY SYMBOLS $\nabla = 0$ $\triangle = 0$	GENERAL TOLERANCES (UNLESS SPECIFIED)		DIMENSION STYLE MM/IN		SCALE 2:1	DESIGN UNITS METRIC	THIRD ANGLE PROJECTION	
		4 PLACES \pm --- \pm --- 3 PLACES \pm --- \pm .008 2 PLACES \pm 0.20 \pm .008 1 PLACE \pm 0.20 \pm --- ANGULAR \pm 1/2°	DRAWN BY POB DATE 1990/09/12	TITLE QIK FLECS RIGHT ANGLE HEADER WITH DIN EJECT LEVERS FOR IMPROVED		APPROVED BY DATE		MOLEX INCORPORATED	
DRAFT WHERE APPLICABLE MUST REMAIN WITHIN DIMENSIONS		MATERIAL NO. SEE CHART		DOCUMENT NO. SDA-90572		THIS DRAWING CONTAINS INFORMATION THAT IS PROPRIETARY TO MOLEX INCORPORATED AND SHOULD NOT BE USED WITHOUT WRITTEN PERMISSION			