



# CHENMKO ENTERPRISE CO.,LTD

Lead free devices

## SURFACE MOUNT

### SCHOTTKY BARRIER DIODE

VOLTAGE 40 Volts CURRENT 1 Ampere

**CH490DPT**

#### APPLICATION

\* Low power rectification for switching power supply

#### FEATURE

- \* Small surface mounting dual element linear type. (SOT-23)
- \* Ultra low VF. (Vf=0.50V typ. at 1A)
- \* IF=1.0A guaranteed despite size

#### CONSTRUCTION

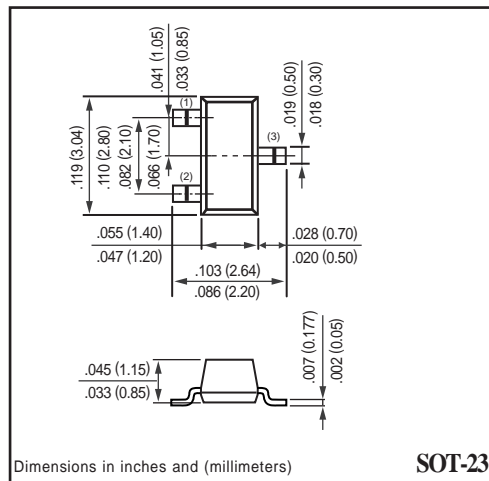
\* Silicon epitaxial planar

#### MARKING

\* 10F



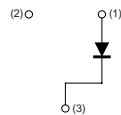
**SOT-23**



Dimensions in inches and (millimeters)

**SOT-23**

#### CIRCUIT



#### MAXIMUM RATINGS ( At TA = 25°C unless otherwise noted )

RATINGS	SYMBOL	CH490DPT	UNITS
Maximum Recurrent Peak Reverse Voltage	VRRM	40	Volts
Maximum RMS Voltage	VRMS	28	Volts
Maximum DC Blocking Voltage	VDC	40	Volts
Maximum Average Forward Rectified Current	IO	1.0	Amps
Peak Forward Surge Current at 8.3 mSec single half sine-wave	IFSM	3.0	Amps
Typical Junction Capacitance between Terminal (Note 1)	CJ	30	pF
Maximum Operating Temperature Range	TJ	+125	°C
Storage Temperature Range	TSTG	-40 to +125	°C

#### ELECTRICAL CHARACTERISTICS ( At TA = 25°C unless otherwise noted )

CHARACTERISTICS	SYMBOL	CH490DPT	UNITS
Maximum Instantaneous Forward Voltage at IF= 1A	VF	0.53	Volts
Maximum Average Reverse Current at VR= 30V	IR	100	uAmps

NOTES : 1. Measured at 1.0 MHz and applied reverse voltage of 10 volts.  
2. ESD sensitive product handling required.

## RATING CHARACTERISTIC CURVES ( CH490DPT )

FIG. 1 - FORWARD CHARACTERISTICS

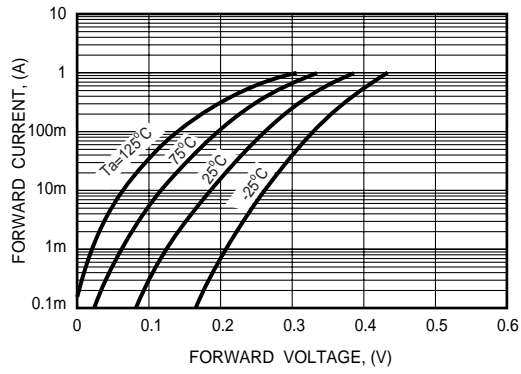


FIG. 2 - REVERSE CHARACTERISTICS

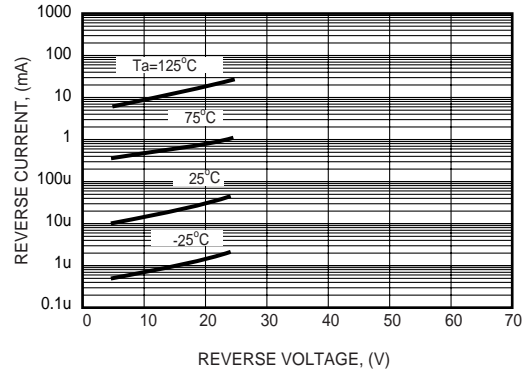


FIG. 3 - TYPICAL JUNCTION CAPACITANCE

