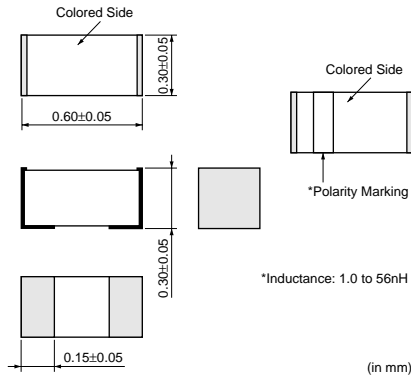


Chip Inductor (Chip Coil) for High Frequency Film Type

LQP03T_00 Series (0201 Size)

■ Dimensions



■ Packaging

Code	Packaging	Minimum Quantity
D	180mm Paper Tape	10000
J	330mm Paper Tape	50000
B	Bulk(Bag)	500

■ Rated Value (□: packaging code)

Part Number	Inductance	Test Frequency	Rated Current	Max. of DC resistance	Q (min.)	Test Frequency	Self Resonance Frequency (min.)
LQP03TN0N6B00□	0.6nH±0.1nH	500MHz	840mA	0.08ohm	13	500MHz	6000MHz
LQP03TN0N6C00□	0.6nH±0.2nH	500MHz	840mA	0.08ohm	13	500MHz	6000MHz
LQP03TN0N7B00□	0.7nH±0.1nH	500MHz	820mA	0.09ohm	13	500MHz	6000MHz
LQP03TN0N8B00□	0.8nH±0.1nH	500MHz	820mA	0.09ohm	13	500MHz	6000MHz
LQP03TN0N8C00□	0.8nH±0.2nH	500MHz	820mA	0.09ohm	13	500MHz	6000MHz
LQP03TN0N9B00□	0.9nH±0.1nH	500MHz	800mA	0.10ohm	13	500MHz	6000MHz
LQP03TN1N0B00□	1.0nH±0.1nH	500MHz	800mA	0.10ohm	13	500MHz	6000MHz
LQP03TN1N0C00□	1.0nH±0.2nH	500MHz	800mA	0.10ohm	13	500MHz	6000MHz
LQP03TN1N1B00□	1.1nH±0.1nH	500MHz	560mA	0.13ohm	13	500MHz	6000MHz
LQP03TN1N2B00□	1.2nH±0.1nH	500MHz	560mA	0.13ohm	13	500MHz	6000MHz
LQP03TN1N2C00□	1.2nH±0.2nH	500MHz	560mA	0.13ohm	13	500MHz	6000MHz
LQP03TN1N3B00□	1.3nH±0.1nH	500MHz	560mA	0.16ohm	13	500MHz	6000MHz
LQP03TN1N4B00□	1.4nH±0.1nH	500MHz	560mA	0.16ohm	13	500MHz	6000MHz
LQP03TN1N5B00□	1.5nH±0.1nH	500MHz	560mA	0.16ohm	13	500MHz	6000MHz
LQP03TN1N5C00□	1.5nH±0.2nH	500MHz	560mA	0.16ohm	13	500MHz	6000MHz
LQP03TN1N6B00□	1.6nH±0.1nH	500MHz	560mA	0.16ohm	13	500MHz	6000MHz
LQP03TN1N7B00□	1.7nH±0.1nH	500MHz	560mA	0.16ohm	13	500MHz	6000MHz
LQP03TN1N8B00□	1.8nH±0.1nH	500MHz	560mA	0.16ohm	13	500MHz	6000MHz
LQP03TN1N8C00□	1.8nH±0.2nH	500MHz	560mA	0.16ohm	13	500MHz	6000MHz
LQP03TN1N9B00□	1.9nH±0.1nH	500MHz	440mA	0.18ohm	13	500MHz	6000MHz
LQP03TN2N0B00□	2.0nH±0.1nH	500MHz	440mA	0.18ohm	13	500MHz	6000MHz
LQP03TN2N1B00□	2.1nH±0.1nH	500MHz	440mA	0.18ohm	13	500MHz	6000MHz
LQP03TN2N2B00□	2.2nH±0.1nH	500MHz	440mA	0.18ohm	13	500MHz	6000MHz

Operating Temperature Range: -40°C to +85°C


Only for reflow soldering.

Continued on the following page.

● This data sheet is applied for CHIP INDUCTORS (CHIP COILS) used for General Electronics equipment for your design.

⚠ Note:


1. This datasheet is downloaded from the website of Murata Manufacturing co., Ltd. Therefore, it's specifications are subject to change or our products in it may be discontinued without advance notice. Please check with our sales representatives or product engineers before ordering.
2. This datasheet has only typical specifications because there is no space for detailed specifications. Therefore, please approve our product specifications or transact the approval sheet for product specifications before ordering.

 Continued from the preceding page.

Part Number	Inductance	Test Frequency	Rated Current	Max. of DC resistance	Q (min.)	Test Frequency	Self Resonance Frequency (min.)
LQP03TN2N2C00□	2.2nH±0.2nH	500MHz	440mA	0.18ohm	13	500MHz	6000MHz
LQP03TN2N3B00□	2.3nH±0.1nH	500MHz	440mA	0.21ohm	13	500MHz	6000MHz
LQP03TN2N4B00□	2.4nH±0.1nH	500MHz	440mA	0.21ohm	13	500MHz	6000MHz
LQP03TN2N5B00□	2.5nH±0.1nH	500MHz	440mA	0.21ohm	13	500MHz	6000MHz
LQP03TN2N6B00□	2.6nH±0.1nH	500MHz	440mA	0.21ohm	13	500MHz	6000MHz
LQP03TN2N7B00□	2.7nH±0.1nH	500MHz	440mA	0.21ohm	13	500MHz	6000MHz
LQP03TN2N7C00□	2.7nH±0.2nH	500MHz	440mA	0.21ohm	13	500MHz	6000MHz
LQP03TN2N8B00□	2.8nH±0.1nH	500MHz	440mA	0.21ohm	13	500MHz	6000MHz
LQP03TN2N9B00□	2.9nH±0.1nH	500MHz	440mA	0.21ohm	13	500MHz	6000MHz
LQP03TN3N0B00□	3.0nH±0.1nH	500MHz	380mA	0.30ohm	13	500MHz	6000MHz
LQP03TN3N1B00□	3.1nH±0.1nH	500MHz	380mA	0.30ohm	13	500MHz	6000MHz
LQP03TN3N2B00□	3.2nH±0.1nH	500MHz	380mA	0.30ohm	13	500MHz	6000MHz
LQP03TN3N3B00□	3.3nH±0.1nH	500MHz	380mA	0.30ohm	13	500MHz	6000MHz
LQP03TN3N3C00□	3.3nH±0.2nH	500MHz	380mA	0.30ohm	13	500MHz	6000MHz
LQP03TN3N4B00□	3.4nH±0.1nH	500MHz	380mA	0.30ohm	13	500MHz	6000MHz
LQP03TN3N5B00□	3.5nH±0.1nH	500MHz	380mA	0.30ohm	13	500MHz	6000MHz
LQP03TN3N6B00□	3.6nH±0.1nH	500MHz	340mA	0.45ohm	13	500MHz	6000MHz
LQP03TN3N7B00□	3.7nH±0.1nH	500MHz	340mA	0.45ohm	13	500MHz	6000MHz
LQP03TN3N8B00□	3.8nH±0.1nH	500MHz	340mA	0.45ohm	13	500MHz	6000MHz
LQP03TN3N9B00□	3.9nH±0.1nH	500MHz	340mA	0.45ohm	13	500MHz	6000MHz
LQP03TN3N9C00□	3.9nH±0.2nH	500MHz	340mA	0.45ohm	13	500MHz	6000MHz
LQP03TN4N3H00□	4.3nH±3%	500MHz	320mA	0.55ohm	13	500MHz	6000MHz
LQP03TN4N7H00□	4.7nH±3%	500MHz	320mA	0.55ohm	13	500MHz	6000MHz
LQP03TN4N7J00□	4.7nH±5%	500MHz	320mA	0.55ohm	13	500MHz	6000MHz
LQP03TN5N1H00□	5.1nH±3%	500MHz	280mA	0.68ohm	13	500MHz	6000MHz
LQP03TN5N6H00□	5.6nH±3%	500MHz	280mA	0.68ohm	13	500MHz	6000MHz
LQP03TN5N6J00□	5.6nH±5%	500MHz	280mA	0.68ohm	13	500MHz	6000MHz
LQP03TN6N2H00□	6.2nH±3%	500MHz	260mA	0.75ohm	13	500MHz	6000MHz
LQP03TN6N8H00□	6.8nH±3%	500MHz	260mA	0.75ohm	13	500MHz	6000MHz
LQP03TN6N8J00□	6.8nH±5%	500MHz	260mA	0.75ohm	13	500MHz	6000MHz
LQP03TN7N5H00□	7.5nH±3%	500MHz	220mA	0.86ohm	13	500MHz	5500MHz
LQP03TN8N2H00□	8.2nH±3%	500MHz	220mA	0.86ohm	13	500MHz	5500MHz
LQP03TN8N2J00□	8.2nH±5%	500MHz	220mA	0.86ohm	13	500MHz	5500MHz
LQP03TN9N1H00□	9.1nH±3%	500MHz	200mA	1.10ohm	13	500MHz	4500MHz
LQP03TN10NH00□	10nH±3%	500MHz	200mA	1.10ohm	13	500MHz	4500MHz
LQP03TN10NJ00□	10nH±5%	500MHz	200mA	1.10ohm	13	500MHz	4500MHz
LQP03TN12NH00□	12nH±3%	500MHz	180mA	1.25ohm	11	500MHz	3700MHz
LQP03TN12NJ00□	12nH±5%	500MHz	180mA	1.25ohm	11	500MHz	3700MHz
LQP03TN15NH00□	15nH±3%	500MHz	180mA	1.40ohm	11	500MHz	3300MHz
LQP03TN15NJ00□	15nH±5%	500MHz	180mA	1.40ohm	11	500MHz	3300MHz
LQP03TN18NH00□	18nH±3%	500MHz	160mA	1.60ohm	11	500MHz	3100MHz

Operating Temperature Range: -40°C to +85°C


Only for reflow soldering.

Continued on the following page. 

● This data sheet is applied for CHIP INDUCTORS (CHIP COILS) used for General Electronics equipment for your design.

Note:

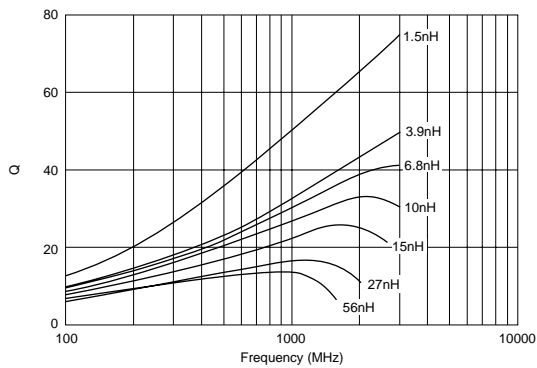
1. This datasheet is downloaded from the website of Murata Manufacturing co., Ltd. Therefore, it's specifications are subject to change or our products in it may be discontinued without advance notice. Please check with our sales representatives or product engineers before ordering.
2. This datasheet has only typical specifications because there is no space for detailed specifications. Therefore, please approve our product specifications or transact the approval sheet for product specifications before ordering.

 Continued from the preceding page.

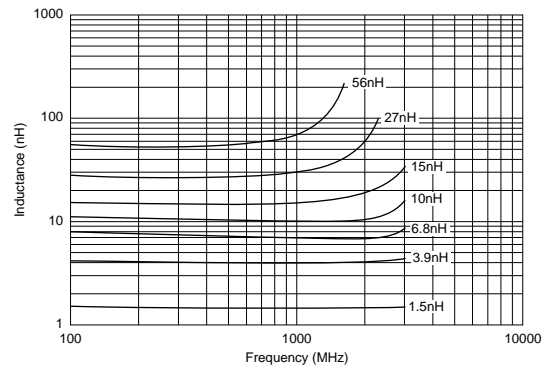
Part Number	Inductance	Test Frequency	Rated Current	Max. of DC resistance	Q (min.)	Test Frequency	Self Resonance Frequency (min.)
LQP03TN18NJ00□	18nH±5%	500MHz	160mA	1.60ohm	11	500MHz	3100MHz
LQP03TN22NH00□	22nH±3%	500MHz	140mA	2.55ohm	11	500MHz	2800MHz
LQP03TN22NJ00□	22nH±5%	500MHz	140mA	2.55ohm	11	500MHz	2800MHz
LQP03TN27NH00□	27nH±3%	500MHz	140mA	2.90ohm	11	500MHz	2500MHz
LQP03TN27NJ00□	27nH±5%	500MHz	140mA	2.90ohm	11	500MHz	2500MHz
LQP03TN33NJ00□	33nH±5%	300MHz	120mA	2.95ohm	8	300MHz	2000MHz
LQP03TN39NJ00□	39nH±5%	300MHz	120mA	3.35ohm	8	300MHz	1800MHz
LQP03TN47NJ00□	47nH±5%	300MHz	100mA	3.60ohm	8	300MHz	1600MHz
LQP03TN56NJ00□	56nH±5%	300MHz	100mA	4.30ohm	8	300MHz	1400MHz

Operating Temperature Range: -40°C to +85°C
Only for reflow soldering.

■ Q-Frequency Characteristics (Typ.)



■ Inductance-Frequency Characteristics (Typ.)



■ ⚠ Caution/Notice

⚠ Caution (Rating)

Do not use products beyond the rated current as this may create excessive heat.

Notice

Solderability of Tin plating termination chip might be deteriorated when low temperature soldering profile where peak solder temperature is below the Tin melting point is used. Please confirm the solderability of Tin plating termination chip before use.

● This data sheet is applied for CHIP INDUCTORS (CHIP COILS) used for General Electronics equipment for your design.

⚠ Note:

1. This datasheet is downloaded from the website of Murata Manufacturing co., Ltd. Therefore, it's specifications are subject to change or our products in it may be discontinued without advance notice. Please check with our sales representatives or product engineers before ordering.
2. This datasheet has only typical specifications because there is no space for detailed specifications. Therefore, please approve our product specifications or transact the approval sheet for product specifications before ordering.