

*RoHS COMPLIANT



BOURNS®

Features

- Rechargeable battery-pack applications
- Precious metal contacts
- Tape & reel available
- RoHS compliant*

70AD/Female - Modular Contact

Materials & Finishes

InsulatorGlass reinforced thermoplastic,
UL 94V-0 rated, black
ContactCopper alloy
Finish
Underplating30 μ" - 60 μ" nickel
Contact Area.....30 μ" Au over nickel
TerminationTin alloy
(meets MIL-STD-202, method 208)

Operating Characteristics

Electrical
Current RatingDC 3 A/contact
Voltage RatingDC 30 V
Contact Resistance25 mΩ max.
Dielectric VoltageAC 500 V
Insulating Resistance500 MΩ min.
Operating Temperature ..-55 °C to 125 °C
Mechanical
Durability5,000 cycles

How to Order

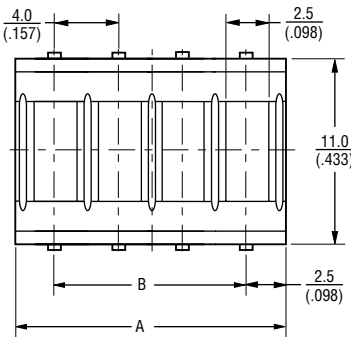
70AD J - 3 - F L 0 G

Model _____
Terminal Style _____
J = SMT
H = Through-hole
Number of Contacts _____
2 through 6
Gender _____
F = Female
Height _____
L = Low Profile
Options _____
0 = Standard
1 = Locator Pins (J style only)
Packaging Option _____
_ = Tube (240/N pcs. or 240 contacts per tube)
G = Embossed Tape (500 pcs. per reel)

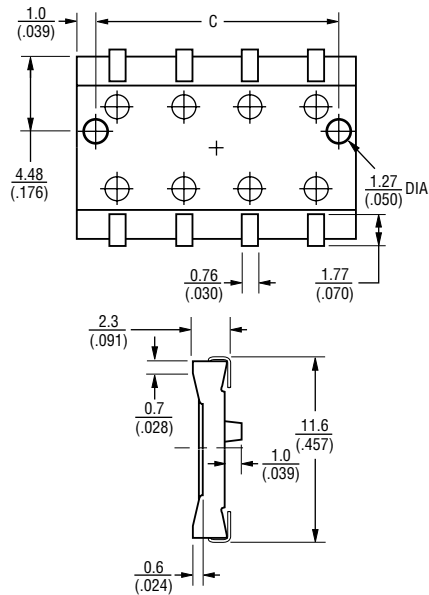
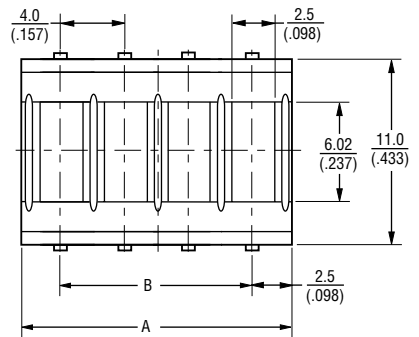
Number of Contacts	Dim. A	Dim. B	Dim. C
2	9.0 (.354)	4.0 (.157)	7.0 (.276)
3	13.0 (.512)	8.0 (.315)	11.0 (.433)
4	17.0 (.669)	12.0 (.472)	15.0 (.591)
5	21.0 (.827)	16.0 (.630)	19.0 (.748)
6	25.0 (.984)	20.0 (.787)	23.0 (.906)

Product Dimensions

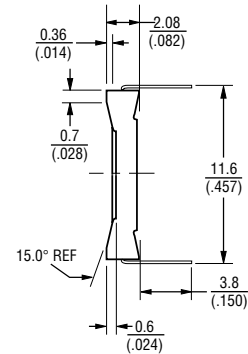
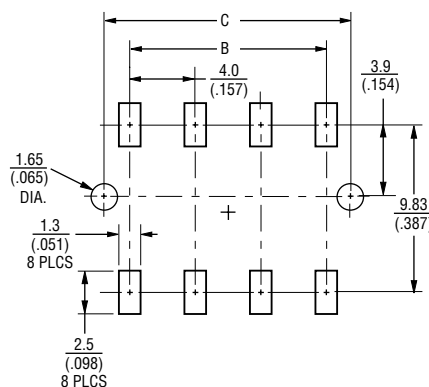
70ADJ



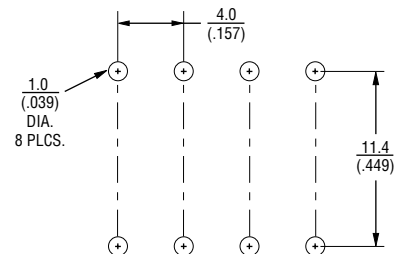
70ADH



70ADJ RECOMMENDED PWB MOUNTING PATTERN



70ADH RECOMMENDED PWB MOUNTING PATTERN



DIMENSIONS ARE: $\frac{\text{MM}}{\text{(INCHES)}}$

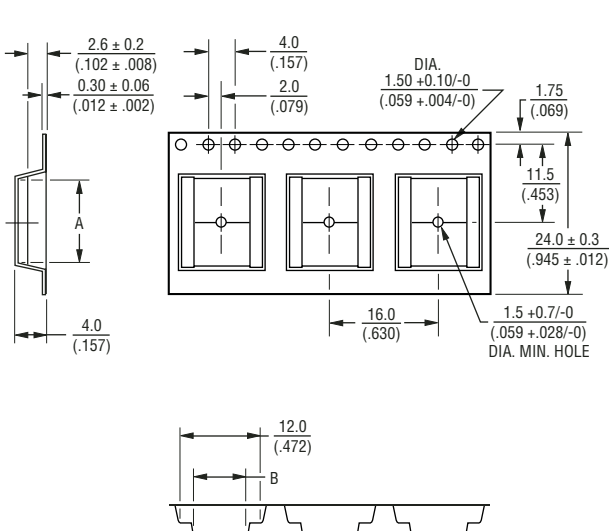
TOLERANCES: ± 0.30 (0.012)

*RoHS Directive 2002/95/EC Jan 27 2003 including Annex.
Specifications are subject to change without notice.
Customers should verify actual device performance in their specific applications.

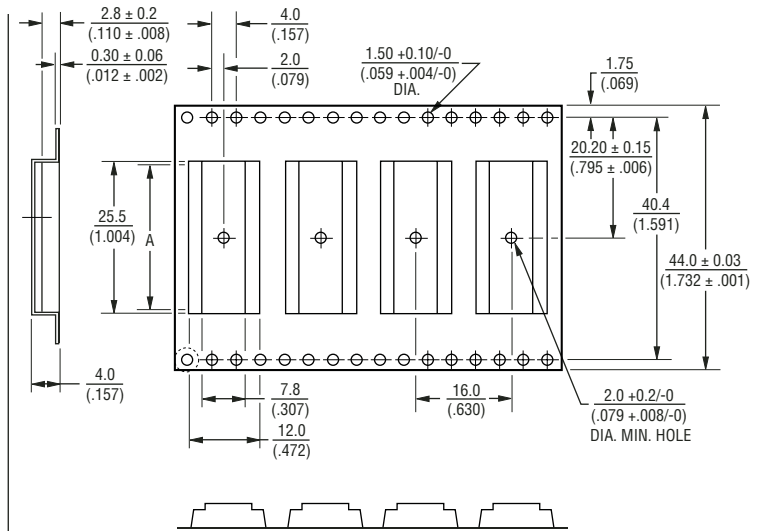
70AD/Female - Modular Contact

BOURNS®

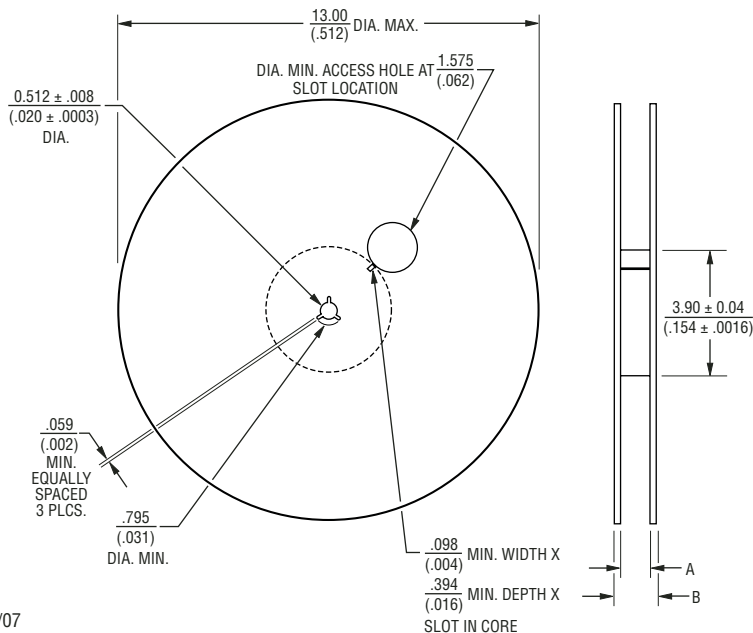
Packaging Specifications



Number of Contacts	Dimension A	Dimension B
2	9.5 (.374)	8.3 ± 0.2 (.327 ± .008)
3	13.5 (.531)	8.3 ± 0.2 (.327 ± .008)
4	17.5 (.689)	7.8 (.307)



Number of Contacts	Dimension A
5	19.5 (.768)
6	25.5 (1.004)



Number of Contacts	Dimension A	Dimension B
2	.961 (.038)	1.197 (.047)
3	.961 (.038)	1.197 (.047)
4	.961 (.038)	1.197 (.047)
5	1.765 (.069)	1.98 (.078)
6	1.765 (.069)	1.98 (.078)

REV. 11/07

Specifications are subject to change without notice.
Customers should verify actual device performance in their specific applications.