

Single P-channel MOSFET

ELM34413AA-N

■ General description

ELM34413AA-N uses advanced trench technology to provide excellent $R_{ds(on)}$, low gate charge and low gate resistance.

■ Features

- $V_{ds} = -30V$
- $I_d = -12A$
- $R_{ds(on)} < 12m\Omega$ ($V_{gs} = -10V$)
- $R_{ds(on)} < 19m\Omega$ ($V_{gs} = -4.5V$)

■ Maximum absolute ratings

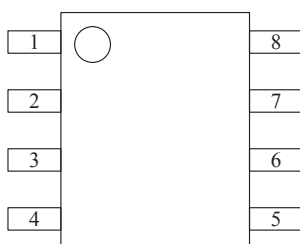
Parameter	Symbol	Limit	Unit	Note
Drain-source voltage	V_{ds}	-30	V	
Gate-source voltage	V_{gs}	± 25	V	
Continuous drain current	I_d	Ta=25°C	-12	A
		Ta=70°C	-9	
Pulsed drain current	I_{dm}	-50	A	3
Power dissipation	P_d	Ta=25°C	2.5	W
		Ta=70°C	1.3	
Junction and storage temperature range	T_j, T_{stg}	-55 to 150	°C	

■ Thermal characteristics

Parameter		Symbol	Typ.	Max.	Unit	Note
Maximum junction-to-case	Steady-state	$R_{\theta jc}$		25	°C/W	
Maximum junction-to-ambient	Steady-state	$R_{\theta ja}$		50	°C/W	

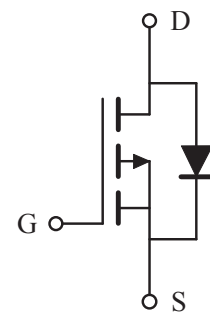
■ Pin configuration

SOP-8(TOP VIEW)



Pin No.	Pin name
1	SOURCE
2	SOURCE
3	SOURCE
4	GATE
5	DRAIN
6	DRAIN
7	DRAIN
8	DRAIN

■ Circuit



Single P-channel MOSFET

ELM34413AA-N

■Electrical characteristics

Ta=25°C

Parameter	Symbol	Condition	Min.	Typ.	Max.	Unit	Note
STATIC PARAMETERS							
Drain-source breakdown voltage	BVdss	Id=-250μA, Vgs=0V	-30			V	
Zero gate voltage drain current	Idss	Vds=-24V, Vgs=0V			-1	μA	
		Vds=-20V, Vgs=0V, Tj=125°C			-10		
Gate-body leakage current	Igss	Vds=0V, Vgs=±25V			±100	nA	
Gate threshold voltage	Vgs(th)	Vds=Vgs, Id=-250μA	-1.0	-1.5	-3.0	V	
On state drain current	Id(on)	Vgs=-10V, Vds=-5V	-50			A	1
Static drain-source on-resistance	Rds(on)	Vgs=-10V, Id=-12A		10	12	mΩ	1
		Vgs=-4.5V, Id=-9A		15	19	mΩ	
Forward transconductance	Gfs	Vds=-10V, Id=-12A		29		S	1
Diode forward voltage	Vsd	Is=If, Vgs=0V			-1.2	V	1
Max. body-diode continuous current	Is				-2.1	A	
Pulsed body-diode current	Ism				-4	A	3
DYNAMIC PARAMETERS							
Input capacitance	Ciss	Vgs=0V, Vds=-15V, f=1MHz		3450		pF	
Output capacitance	Coss			1000		pF	
Reverse transfer capacitance	Crss			414		pF	
SWITCHING PARAMETERS							
Total gate charge	Qg	Vgs=-10V, Vds=-15V Id=-12A		34.5	48.3	nC	2
Gate-source charge	Qgs			10.3		nC	2
Gate-drain charge	Qgd			12.6		nC	2
Turn-on delay time	td(on)	Vgs=-10V, Vds=-15V Id≈-1A, Rgen=6Ω		13.8		ns	2
Turn-on rise time	tr			18.4		ns	2
Turn-off delay time	td(off)			57.5		ns	2
Turn-off fall time	tf			115.0		ns	2

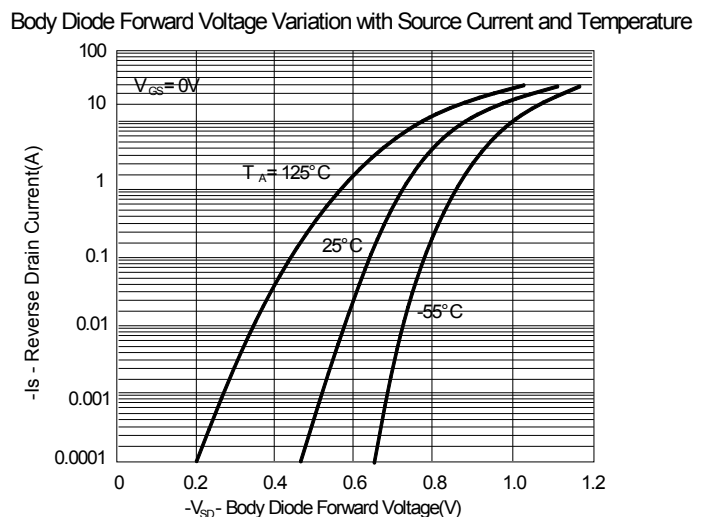
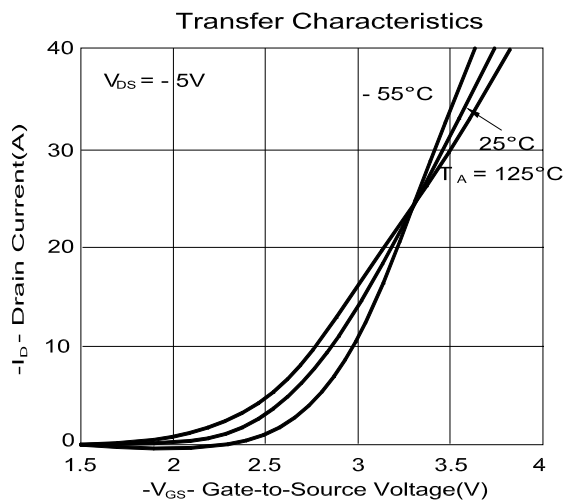
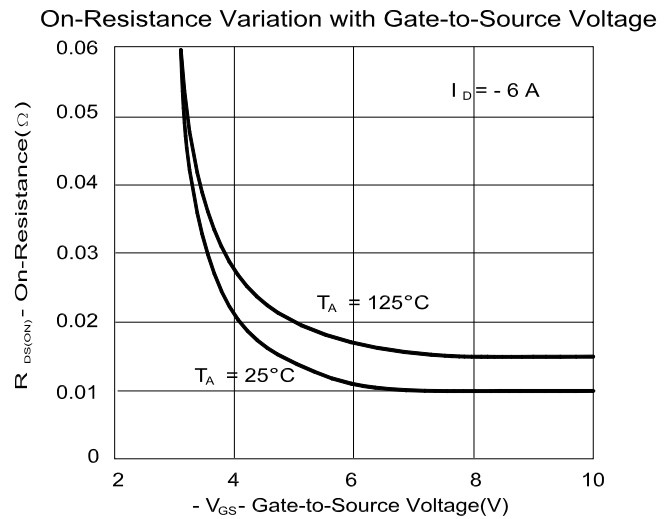
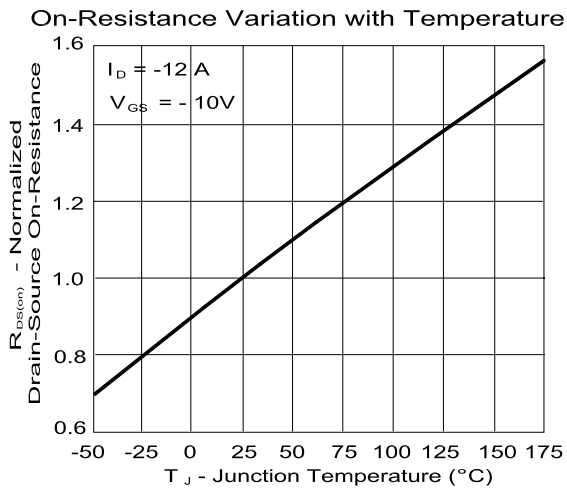
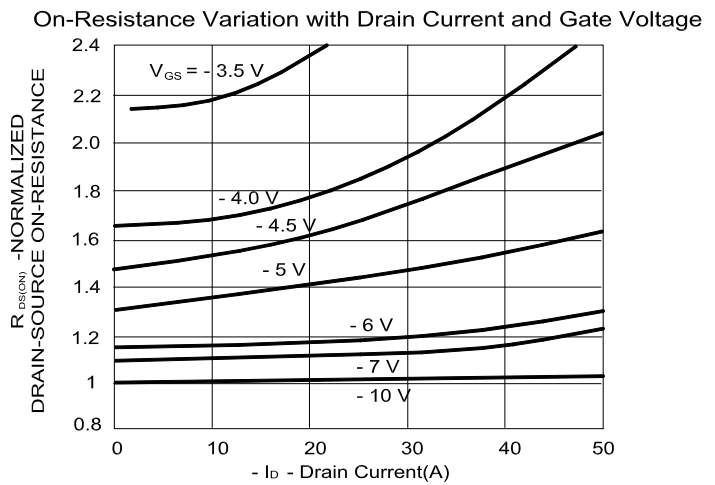
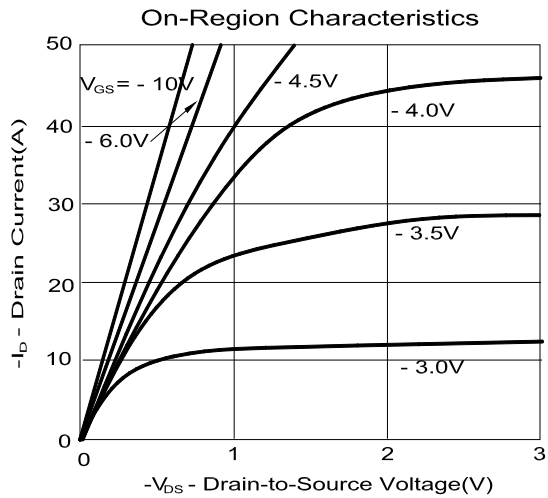
NOTE :

1. Pulsed width ≤ 300μsec and Duty cycle ≤ 2%.
2. Independent of operating temperature.
3. Pulsed width limited by maximum junction temperature.
4. Duty cycle ≤ 1%.

Single P-channel MOSFET

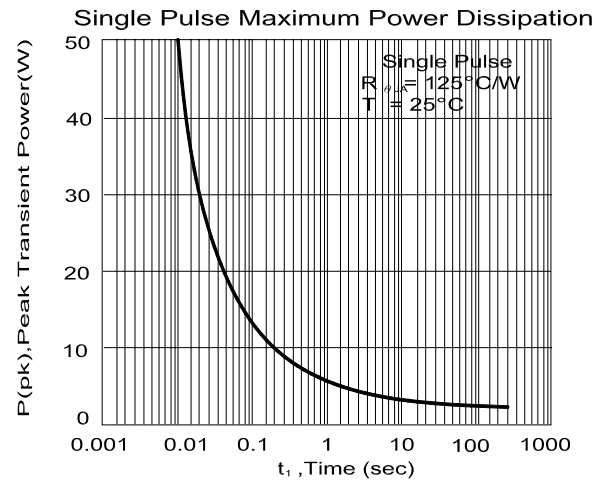
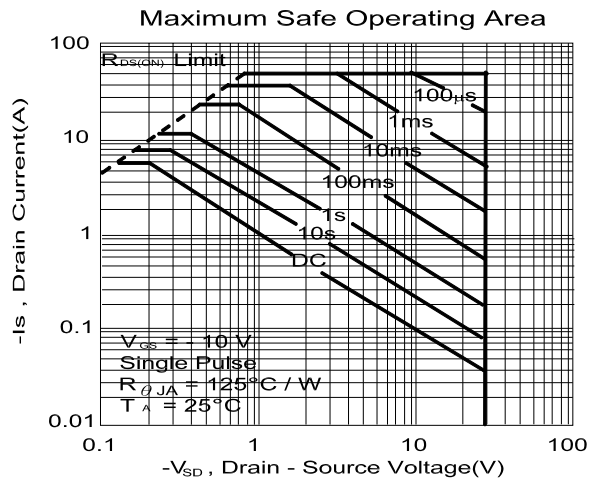
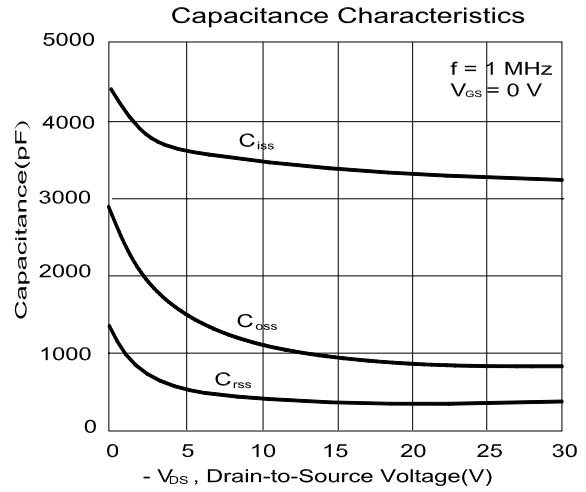
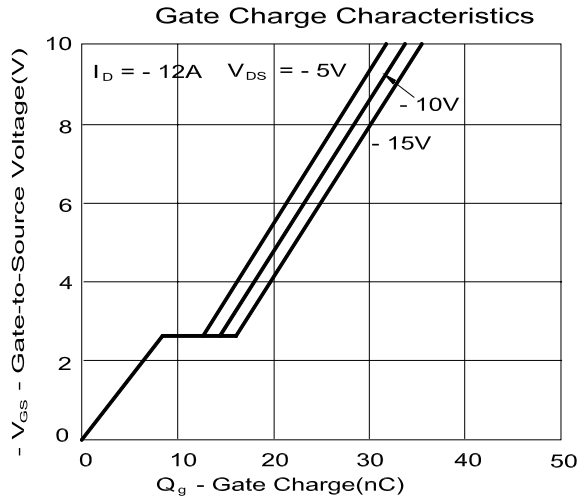
ELM34413AA-N

■ Typical electrical and thermal characteristics



Single P-channel MOSFET

ELM34413AA-N



Transient Thermal Response Curve

