

Transient Voltage Suppressors for ESD Protection

General Description

The SESD5Z Series are designed to protect voltage sensitive components from ESD and transient voltage events. Excellent clamping capability, low leakage, and fast response time, make these parts ideal for ESD protection on designs where board space is at a premium.

Applications

- Cellular phones
- Portable devices
- Digital cameras
- Power supplies

Features

- Small Body Outline Dimensions
- Low Body Height
- Stand-off Voltage: 3V – 12.0 V
- Peak Power up to 200 Watts @ 8 x 20 μ s Pulse
- Low Leakage
- Response Time is Typically < 1 ns
- **Pb-Free package is available**
RoHS product for packing code suffix "G"
Halogen free product for packing code suffix "H"

Complies with the following standards

IEC61000-4-2

Level 4 15 kV (air discharge)

8 kV(contact discharge)

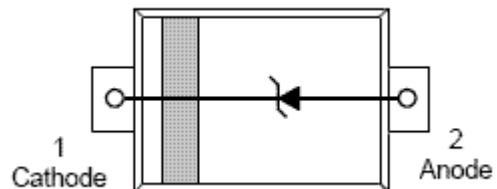
MIL STD 883E - Method 3015-7 Class 3

25 kV HBM (Human Body Model)

Functional diagram



SOD-523

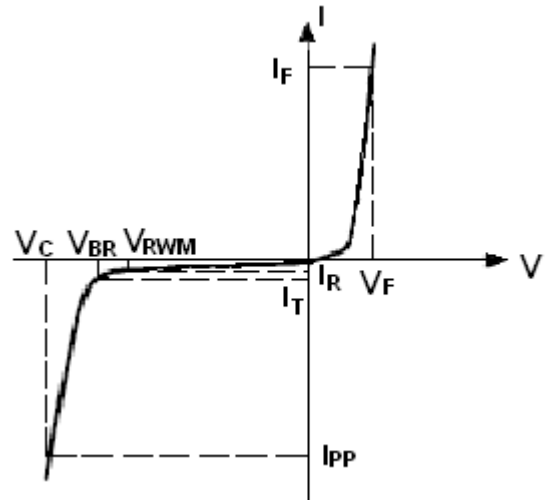


Absolute Ratings (T_{amb}=25°C)				
Symbol	Parameter	Value	Units	
P _{PP}	Peak Pulse Power (t _p = 8/20 μ s)	200	W	
T _L	Maximum lead temperature for soldering during 10s	260	°C	
T _{stg}	Storage Temperature Range	-55 to +155	°C	
T _{op}	Operating Temperature Range	-40 to +125	°C	
T _j	Maximum junction temperature	150	°C	
	IEC61000-4-2 (ESD)	air discharge contact discharge	\pm 15 \pm 8	kV
	IEC61000-4-4 (EFT)		40	A
	ESD Voltage	Per Human Body Model	25	kV
		Per Machine Model	400	V

Transient Voltage Suppressors for ESD Protection

Electrical Parameter

Symbol	Parameter
I_{PP}	Maximum Reverse Peak Pulse Current
V_C	Clamping Voltage @ I_{PP}
V_{RWM}	Working Peak Reverse Voltage
I_R	Maximum Reverse Leakage Current @ V_{RWM}
I_T	Test Current
V_{BR}	Breakdown Voltage @ I_T
I_F	Forward Current
V_F	Forward Voltage @ I_F



Part Numbers	V_{BR}			I_T	V_{RWM}	I_R	V_F	I_F	C
	Min.	Typ.	Max.				Max.		Typ. 0v bias
	V	V	V				V		pF
SESD5Z3V3	5.0	6.0	7.0	1	3.0	1	1.25	200	35
SESD5Z5V	6.0	6.6	7.1	1	5.0	1	1.25	200	30
SESD5Z7V	7.5	8.1	8.6	1	7.0	1	1.25	200	25
SESD5Z12V	13.5	14.2	15.0	1	12.0	1	1.25	200	25

*Surge current waveform per Figure 1.

- V_{BR} is measured with a pulse test current I_T at an ambient temperature of 25°C.

Typical Characteristics

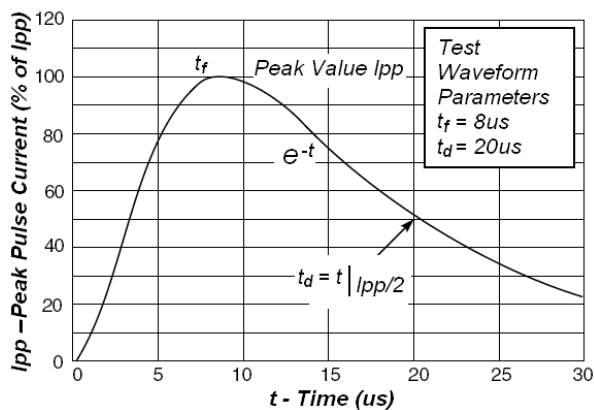


Fig1. Pulse Waveform

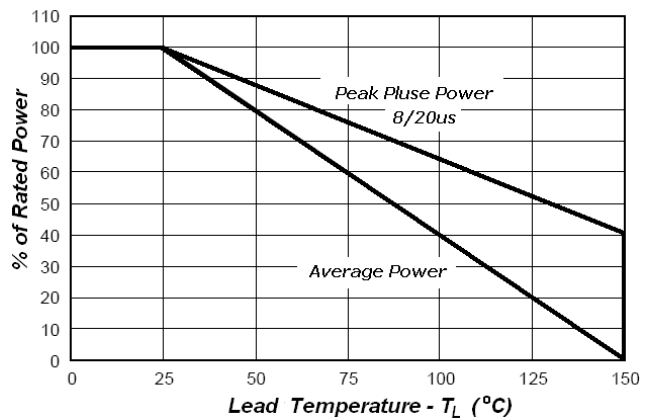


Fig2. Power Derating Curve

Transient Voltage Suppressors for ESD Protection

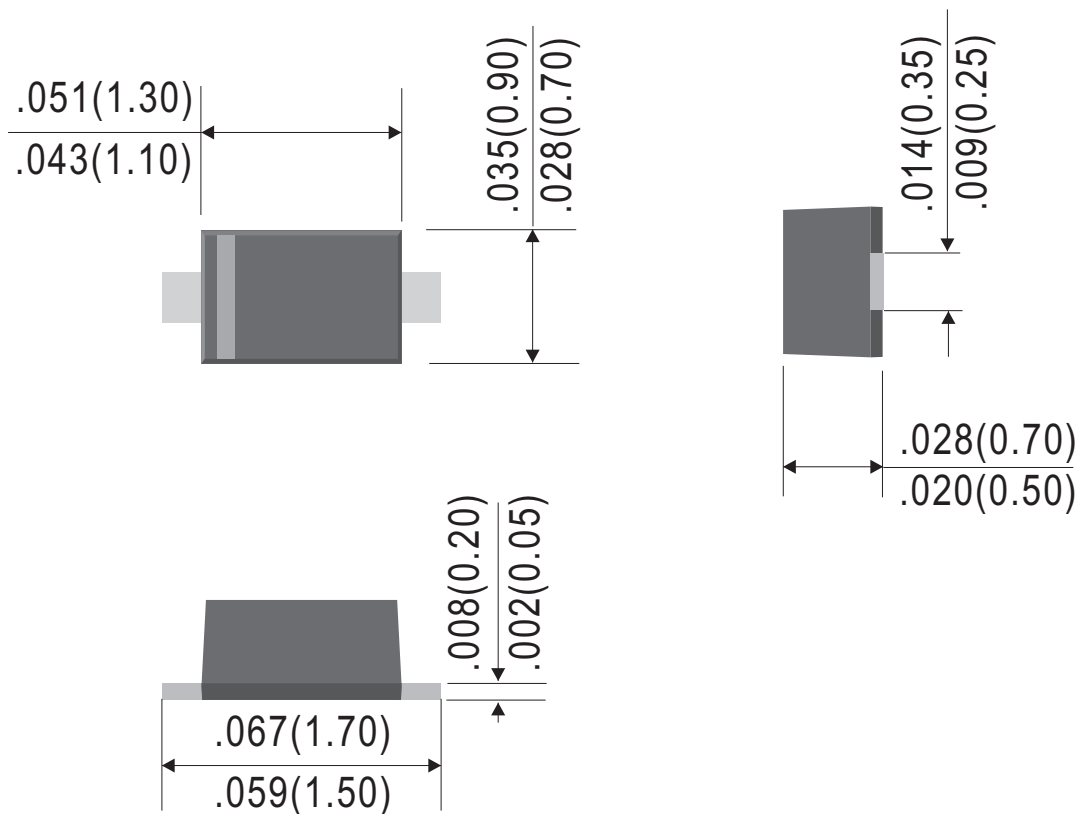
Application Note

Electrostatic discharge (ESD) is a major cause of failure in electronic systems. Transient Voltage Suppressors (TVS) are an ideal choice for ESD protection. They are capable of clamping the incoming transient to a low enough level such that damage to the protected semiconductor is prevented.

Surface mount TVS offers the best choice for minimal lead inductance. They serve as parallel protection elements, connected between the signal line to ground. As the transient rises above the operating voltage of the device, the TVS becomes a low impedance path diverting the transient current to ground. The SESD5Z Series is the ideal board level protection of ESD sensitive semiconductor components.

The tiny SOD-523 package allows design flexibility in the design of high density boards where the space saving is at a premium. This enables to shorten the routing and contributes to hardening against ESD.

SOD-523 Mechanical Data



Dimensions in inches and (millimeters)

Marking

Type number	Marking code
SESD5Z3V3	ZE
SESD5Z5V	ZF
SESD5Z7V	ZH
SESD5Z12V	12V