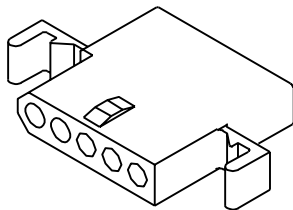
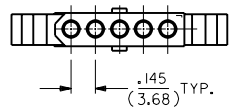
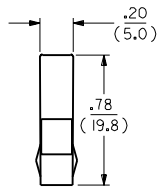
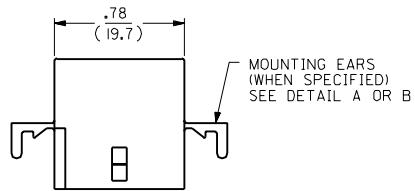
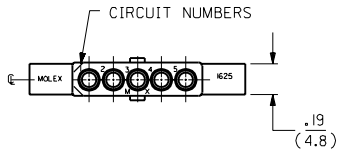
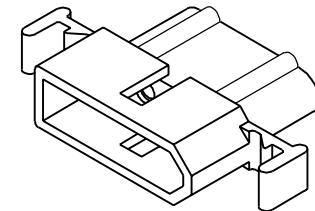
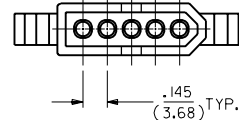
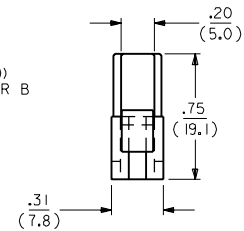
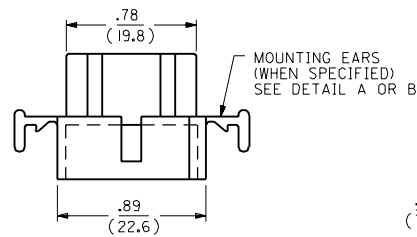
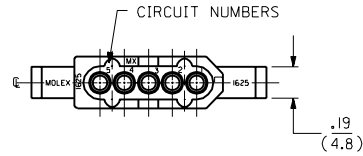


RECEPTACLE



RECEPTACLE HOUSING
SHOWN WITH STANDARD EARS

PLUG



PLUG HOUSING
SHOWN WITH STANDARD EARS

F	2	F	F	REVISED & REDRAWN
F	1	F	F	EGR * US 1981
MFG.	SH.	REV.	LTR.	KBW 01-26-89 RW
				REVISIONS

DIMENSIONS SHOWN METRIC (INCH)		TITLE	
UNLESS OTHERWISE SPECIFIED TOLERANCES: ANGULAR ± .040°		.062/(1.57) HOUSINGS PLUG & RECEPTACLE 5 CIRCUIT ± .145/(3.68)C	
3 PLACE ± .010	---	MOLEX INCORPORATED LITTLE ROCK, AR 72114 U.S.A.	SHEET NO. DATE
2 PLACE ± .014	± 0.25		1 OF 2 01/26/89
1 PLACE ---	± 0.35		
DRAFT WHERE APPLICABLE MUST REMAIN WITHIN DIMENSIONS		PART NO. DRWG. NO.	
DRWG. BY: KBW		SEE CHART SD-1625-5	
APP'D: RAS		FILE NAME: SD1625SX1	
SCALE: 2:1		THIS DRAWING CONTAINS INFORMATION THAT IS PROPRIETARY TO MOLEX INC. AND SHOULD NOT BE USED WITHOUT WRITTEN PERMISSION.	

13 12 11 10 9 8 7 6 5 4 3 2 1

PLUG		RECEPTACLE	
PART NO.	ENG. NO.	PART NO.	ENG. NO.
03-06-2054	I625-5P	03-06-1055	I625-5R
03-06-2055	I625-5P1	03-06-1056	I625-5R1
03-06-7054	I625-5PBK	03-06-6055	I625-5RBK
03-06-7055	I625-5P1BK	NOT TOOLED	I625-5R2

LEGEND:

I625-5****

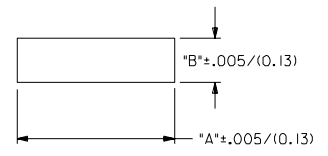
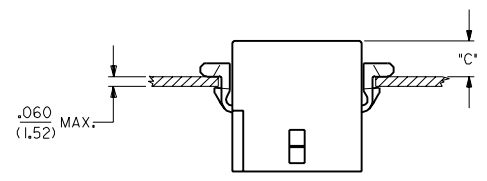
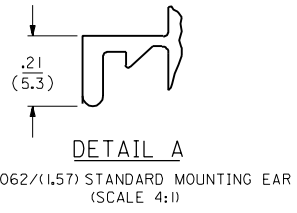
CIRCUIT SIZE

P = PLUG
R = RECEPTACLE

BLANK = WITH STANDARD EARS
1 = WITHOUT EARS
2 = WITH PREBENT EARS

COLOR:

BLANK = NATURAL COLOR
AM = AMBER BK = BLACK BU = BLUE
BN = BROWN GY = GRAY GN = GREEN
OR = ORANGE RD = RED YW = YELLOW

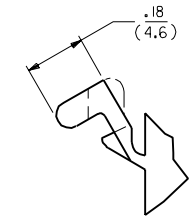
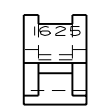


RECOMMENDED PANEL OPENING

HOUSING	DIM. "A"	DIM. "B"	"C" PREBENT EAR	"C" STANDARD EAR
PLUG	1.044/(26.52)	.318/(8.08)	.19/(4.8)	.18/(4.6)
RECEPT.	.940/(23.88)	.265/(6.73)	.21/(5.3)	.20/(5.1)

NOTES:

1. MOLEX PRODUCT SPEC 02-06 APPLIES.
2. ACCEPTS MOLEX .062 SERIES TERMINALS.
3. MATERIAL: NYLON TYPE 6/6, 94V-2.



I625

DIMENSIONS SHOWN (METRIC) INCH		UNLESS OTHERWISE SPECIFIED TOLERANCES ANGULAR ± .004		REVISIONS		DRAWING NO.		DATE	
3 PLACE	± .010	---	---			MOLEX INCORPORATED		01/26/89	
2 PLACE	± .01	± 0.25	---			LITTLE, J.L.L.		SHEET NO. 2	
1 PLACE	---	± 0.35	---			MOLEX INCORPORATED		DATE	
DRAFT WHERE APPLICABLE MUST REMAIN WITHIN DIMENSIONS				SEE SHEET 1		DRAWN BY: KBW		SCALE: 2:1	
LTR. REVISIONS				LTR. REVISIONS		APP'D. BY: RAS		FILE NAME: SD I625X2 DCR	
						PART NO. SD-1625-5*		DRWG. NO.	
						SEE CHART		THIS DRAWING CONTAINS INFORMATION THAT IS PROPRIETARY TO MOLEX INC. AND SHOULD NOT BE USED WITHOUT WRITTEN PERMISSION	

13 12 11 10 9 8 7 6 5 4 3 2 1