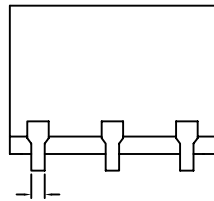
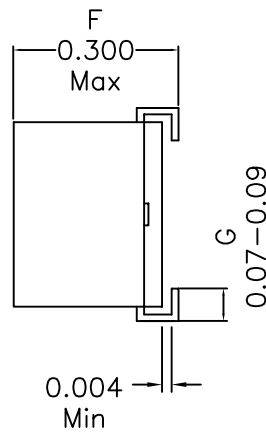
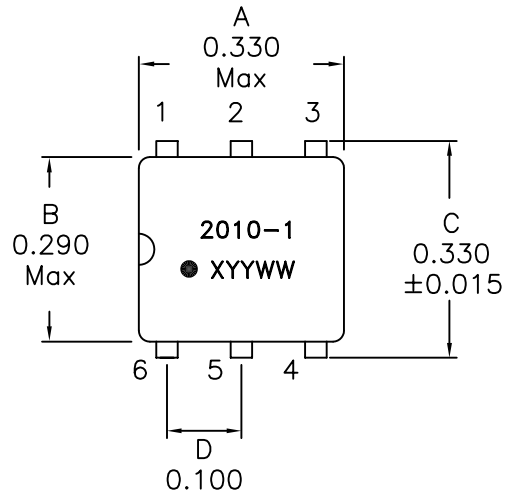


## 1. Mechanical Dimensions:



E  
0.018±0.005

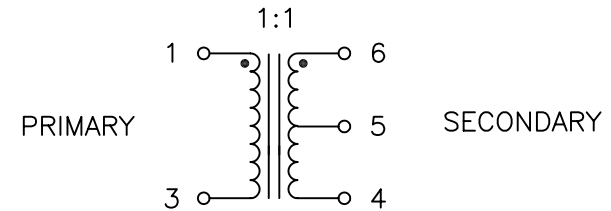
(SIDE VIEW)

### Notes:

1. Solderability: Leads shall meet MIL-STD-202G, Method 208H for solderability.
2. Flammability: UL94V-0
3. ASTM oxygen index: > 28%
4. Insulation System: Class F 155°C. UL file E151556
5. Operating Temperature Range: All listed parameters are to be within tolerance from -40°C to +85°C
6. Storage Temperature Range: -55°C to +125°C
7. Aqueous wash compatible
8. SMD Lead Coplanarity: ±0.004"(0.102mm)
9. Electrical and mechanical specifications 100% tested
10. RoHS Compliant Component

DOC. REV. B/1

## 2. Schematic:



## 3. Electrical Specifications: @25°C

ISOLATION: 300VAC (PRI TO SEC)

TURNS RATIO: (1-3):(6-4)=1:1

OCL: 95uH Min @100KHz 50mV Each Wdg.

DC Res.: 0.20 Ohms Max Each Wdg

Freq. Bandwidth: 3.0dB Typ. 0.03 – 250MHz

Insertion Loss: 0.2dB Max

Q: 5 Min @10KHz 50mV Each Wdg.

<b>XFMRs Inc</b> <a href="http://www.XFMRS.com">www.XFMRS.com</a>	Title: RF TRANSFORMER		
	UNLESS OTHERWISE SPECIFIED TOLERANCES: .xxx ±0.010 Dimensions in INCH	P/N: XFVB2010-1	REV. B
SHEET 1 OF 1	DWN.	Mei Chen	Sep-06-11
	CHK.	YK Liao	Sep-06-11
	APP.	BW	Sep-06-11