

**PLEASE CHECK WWW.MOLEX.COM FOR LATEST PART INFORMATION**

**Part Number:** [0737802245](#)  
**Status:** **Active**  
**Overview:** [hdm](#)  
**Description:** 2.00mm (.079") Pitch HDM® Board-to-Board Daughtercard Receptacle, Vertical, Signal Module, 72 Circuits, Mounted Height 15.00mm (.591"), Pin Length 3.00mm (.118"), Press Fit

**Documents:**

[3D Model](#) [Product Specification PS-73780-999 \(PDF\)](#)  
[Drawing \(PDF\)](#) [RoHS Certificate of Compliance \(PDF\)](#)  
[Test Summary \(PDF\)](#)



**General**

Product Family	Backplane Connectors
Series	<a href="#">73780</a>
Application	Daughtercard, Mezzanine
Comments	Press Fit Tail
Component Type	PCB Receptacle
Overview	<a href="#">hdm</a>
Product Name	HDM®
Style	N/A

**Physical**

Circuits (Loaded)	72
Circuits (maximum)	72
Color - Resin	Black
Durability (mating cycles max)	250
First Mate / Last Break	No
Guide to Mating Part	No
Keying to Mating Part	None
Material - Metal	Copper-Nickel-Tin
Material - Plating Mating	Gold
Material - Plating Termination	Tin-Lead
Material - Resin	High Temperature Thermoplastic
Number of Columns	12
Number of Pairs	Open Pin Field
Number of Rows	6
Orientation	Vertical
PC Tail Length (in)	0.118 In
PC Tail Length (mm)	3.00 mm
PCB Locator	No
PCB Retention	None
PCB Thickness Recommended (in)	0.063 In
PCB Thickness Recommended (mm)	1.60 mm
Packaging Type	Tube
Pitch - Mating Interface (in)	0.079 In
Pitch - Mating Interface (mm)	2.00 mm
Pitch - Term. Interface (in)	0.079 In
Pitch - Term. Interface (mm)	2.00 mm
Plating min: Mating (µin)	30
Plating min: Mating (µm)	0.75
Plating min: Termination (µin)	35
Plating min: Termination (µm)	0.88
Polarized to PCB	No
Stackable	Yes
Surface Mount Compatible (SMC)	Yes

**EU RoHS**

**RoHS Compliant by Exemption**  
**REACH SVHC**  
**Contains SVHC: No**  
**Halogen-Free**  
**Status**  
**Not Reviewed**

**China RoHS**



**Need more information on product environmental compliance?**

Email [productcompliance@molex.com](mailto:productcompliance@molex.com)  
 For a multiple part number RoHS Certificate of Compliance, [click here](#)

Please visit the [Contact Us](#) section for any non-product compliance questions.

**Search Parts in this Series**

[73780Series](#)

**Mates With**

HDM® Board-to-Board Backplane Header [73642](#) , [73643](#) , [73644](#) , [73942](#) , [73943](#) , [73944](#) , [74349](#) , [74428](#). HDM® Board-to-Board Stacking Header [73769](#) , [73770](#) , [73782](#) , [73783](#) , [73771](#)

Temperature Range - Operating -55°C to +105°C  
Termination Interface: Style Through Hole - Compliant Pin

### **Electrical**

Current - Maximum per Contact 15A, 1A  
Data Rate 1.0 Gbps  
Real Signals (per 25mm) 75  
Shielded No  
Voltage - Maximum 250V AC

### **Material Info**

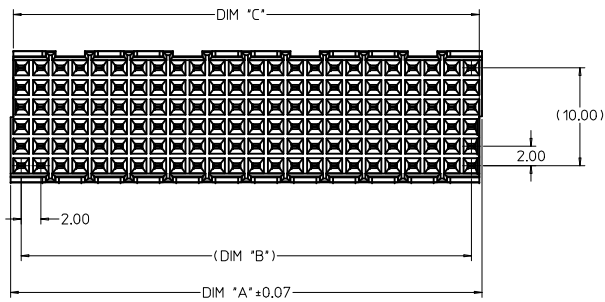
#### **Reference - Drawing Numbers**

Product Specification PS-73780-999  
Sales Drawing SD-73780-001

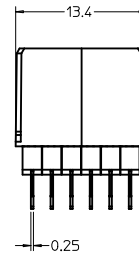
HDM and High Density Metric are trademarks of Amphenol Corporation

This document was generated on 05/14/2010

**PLEASE CHECK [WWW.MOLEX.COM](http://WWW.MOLEX.COM) FOR LATEST PART INFORMATION**



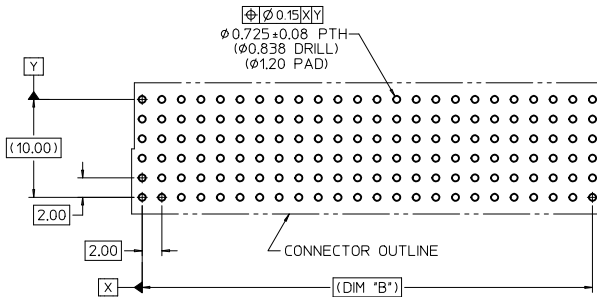
**MATERIAL NUMBER ASSIGNMENT**



**NOTES:**

1. MATERIALS: HOUSING - LIQUID CRYSTAL POLYMER (LCP), GLASS-FILLED, UL94V-0, COLOR: BLACK
2. FINISH: SELECTIVE GOLD (Au) IN CONTACT AREA, SELECTIVE TIN/LEAD (Sn/Pb) OR MATTE TIN (Sn) ON TAILS; NICKEL (Ni) OVERALL.
3. THIS PART CONFORMS TO MOLEX PRODUCT SPECIFICATION PS-73780-999.
4. MARKINGS SHOWN FOR REFERENCE ONLY. SEE MATERIAL NUMBER ASSIGNMENT DIAGRAM FOR CORRECT NUMBER. MARKINGS TO INCLUDE MATERIAL NUMBER AND DATE CODE AND CAN BE LOCATED ANYWHERE ON PART, IN ANY ORIENTATION.
5. 73780-\*\*\*7 AND -\*\*0\* PARTS TO BE PACKAGED IN TUBES PER PK-70873-0872. ALL OTHER PARTS TO BE PACKAGED IN TUBES PER PK-70873-0900.
6. 144-CIRCUIT HDM DAUGHTERCARD STACKING MODULE WITH PRESS-FIT TAILS SHOWN FOR ILLUSTRATION PURPOSES ONLY.
7. TRUE POSITION OF PC TAILS IS INSPECTED USING GAUGE NUMBER 73727-0014.
8. MARKINGS MAY BE ORIENTATED TOWARDS EITHER SIDE OF CONNECTOR.

SEE NOTE 8



PCB LAYOUT: COMPONENT SIDE

73780-3***	144	48.17	46.00	47.6
73780-2***	72	24.17	22.00	23.6
MATERIAL NUMBER	CIRCUIT SIZE	DIM "A"	DIM "B"	DIM "C"

<b>UPDATE TO PF ONLY</b> EC NO: LCP2010-1860 DRAWN: MELTON 2010/01/22 CHKD: DANIELLEY 97/04/24 APPR: SMILLER 2010/02/08	QUALITY SYMBOLS	GENERAL TOLERANCES (UNLESS SPECIFIED)	DIMENSION STYLE	SCALE	DESIGN UNITS	THIRD ANGLE PROJECTION
	▽=0	4 PLACES ± --- ± ---	MM ONLY	4:1	METRIC	☉
	▽=0	3 PLACES ± --- ± ---				
	▽=0	2 PLACES ± 0.05 ± ---				
		1 PLACE ± 0.10 ± ---				
		ANGULAR ± 2°				
		DRAFT WHERE APPLICABLE MUST REMAIN WITHIN DIMENSIONS				
			MATERIAL NO.	DOCUMENT NO.	SALES ASSEMBLY, HDM DAUGHTERCARD STACKING MODULE, PRESS-FIT ONLY	
			SEE TABLE	SD-73780-001	MOLEX INCORPORATED	
					SHEET NO. 1 OF 1	
			THIS DRAWING CONTAINS INFORMATION THAT IS PROPRIETARY TO MOLEX INCORPORATED AND SHOULD NOT BE USED WITHOUT WRITTEN PERMISSION			