



# TAI-SAW TECHNOLOGY CO., LTD.

No. 3, Industrial 2nd Rd., Ping-Chen Industrial District,  
Taoyuan, 324, Taiwan, R.O.C.

TEL: 886-3-4690038 FAX: 886-3-4697532

E-mail: [tstsales@mail.taisaw.com](mailto:tstsales@mail.taisaw.com) Web: [www.taisaw.com](http://www.taisaw.com)

## Approval Sheet For Product Specification

Issued Date: 4/28/2003 (REV. NO.: 3)

Product Name: SMD 8.2x6.0mm 748MHz VCO

TST Parts No.: TV0105A

Customer Parts No.: \_\_\_\_\_

Company: _____
Division: _____
Approved by : _____
Date: _____

Checked by: Jay Tseng

Approval by: TF Yang

Date: 4/28/2003



# TAI-SAW TECHNOLOGY CO., LTD.

No. 3, Industrial 2nd Rd., Ping-Chen Industrial District,  
Taoyuan, 324, Taiwan, R.O.C.

TEL: 886-3-4690038 FAX: 886-3-4697532

E-mail: [tstsales@mail.taisaw.com](mailto:tstsales@mail.taisaw.com) Web: [www.taisaw.com](http://www.taisaw.com)

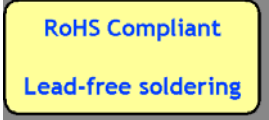
## SMD 8.2x6.0 Voltage Controlled Oscillator

MODEL NO.: TV0105A

REV. NO.: 3

### Description and Applications:

Part will serve as Intersil WLAN solution VCO module.



### Conditions:

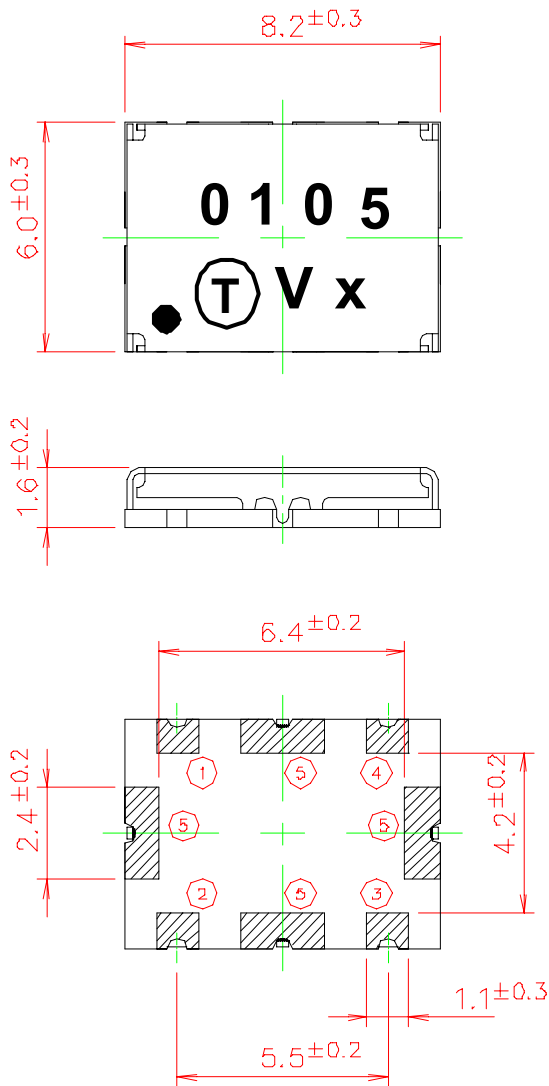
Parameter	Symbol	Limits			Unit
		Min.	Typ	Max	
Supply Voltage	V <sub>cc</sub>	2.64	2.84	3.04	V
Control Voltage Range	V <sub>t</sub>	0.5	-	2.2	V
Load Impedance	-	-	50	-	Ohm
Operating Temperature	-	-40	25	+85	°C

### Electrical Specifications:

For different applications, the specification change is possible. Please contact TST sales representative or application engineer for your requirement.

Parameter	Condition	Limits			Unit
		Min	Typ	Max.	
Power Consumption	-	-	3.85	5	mA
Operation Frequency Range	-	741	-	755	MHz
Control Voltage Sensitivity	-	9	12	15	MHz/V
Output Level	-	-11	-8	-5	dBm
C/N	10kHz sep.	93	-	-	dBc/ Hz
	100kHz sep.	113	-	-	
Pushing Figure	V <sub>cc</sub> =2.84+/-0.2V	-2	-	2	MHz
Pulling Figure	VSWR=2.0 for all phase, ref:50Ohm	-2	-	2	MHz
Harmonics (2fo, 3fo)	-	-	-	-18	dBc

## Mechanical Dimensions (mm):



NO.	T-Name
1	RF out
2	Vcc
3	Vcont (Vt)
4	GND
5	GND

## Marking:

Line 1: TST P/N (0105)

Line 2: TST Logo + VCO Product Code + Date Code

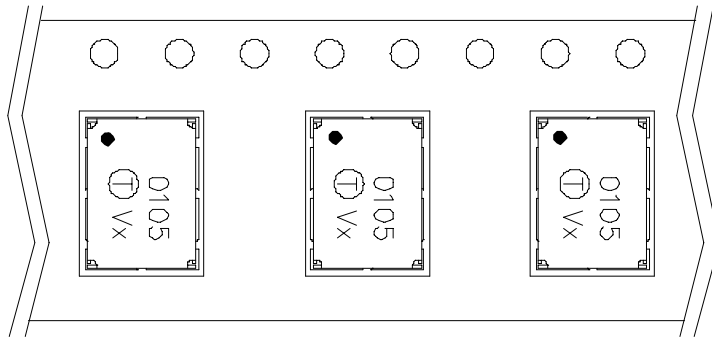
## Product Code Table

Year	2001 2005	2002 2006	2003 2007	2004 2008
Product Code	<b>v</b>	<b>v</b>	<b><u>v</u></b>	<b><u>v</u></b>

## Date Code Table

WK01	WK02	WK03	WK04	WK05	WK06	WK07	WK08	WK09	WK10	WK11	WK12	WK13
A	B	C	D	E	F	G	H	I	J	K	L	M
WK14	WK15	WK16	WK17	WK18	WK19	WK20	WK21	WK22	WK23	WK24	WK25	WK26
N	O	P	Q	R	S	T	U	V	W	X	Y	Z
WK27	WK28	WK29	WK30	WK31	WK32	WK33	WK34	WK35	WK36	WK37	WK38	WK39
a	b	c	d	e	f	g	h	i	j	k	l	m
WK40	WK41	WK42	WK43	WK44	WK45	WK46	WK47	WK48	WK49	WK50	WK51	WK52
n	o	p	q	r	s	t	u	v	w	x	y	z

## Tape & Reel & Orientation:



### 8.2x6.0mm Package Carrier Tape

Tape Width:	16 mm
Tape Pitch (part to part):	12 mm
Reel Diameter:	320.2mm (13 inch)
Quantity per reel:	2000

### [NOTE]

1. UNIT : mm.
2. UNLESS OTHERWISE SPECIFIED TOLERANCE ON DIM. +/-0.1MM.
3. MATERIAL : CONDUCTIVE POLYSTYRENE.
4. COLOR : BLACK.
5. 10 PITCHES CUMULATIVE TOLERANCE +/-0.2MM.