

Features

ICE Technology*

- Up to 89°C Ambient, no derating (40W)
- 120°C Maximum Case Temperature
- -45°C Minimum Operating Temperature
- Built-in FCC/EN55022 Class B Filter
- 2:1 Wide Input Voltage Range
- 40/50 Watts Output Power
- Compact 50.8x30.5x11.7mm Package
- Efficiency to 92%
- 3kVDC Isolation
- Fully Protected
- Low Quiescent Current

Description

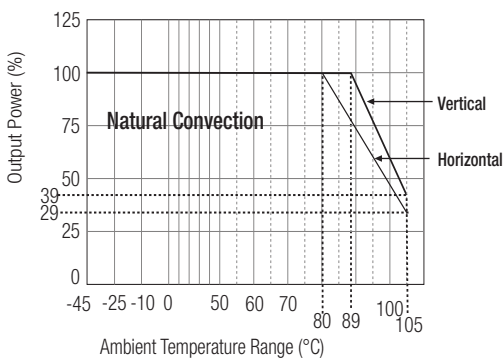
The RPP40 and RPP50 series 2:1 input range DC/DC converters are ideal for high end industrial applications and COTS Military applications where a high ambient operating temperature converter is required. Although the case size is compact, the converters contains a built-in EN55022 Class B / FCC Level B EMC filter without the need for any external components.

Selection Guide 24V and 48V Input Types

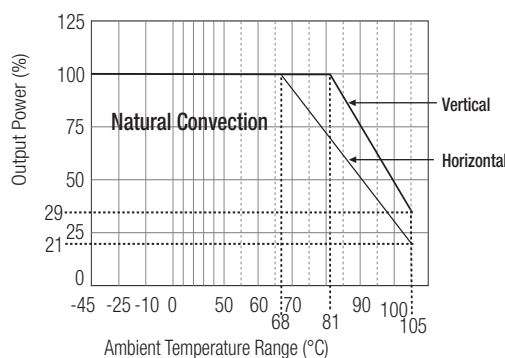
Part Number	Input Range VDC	Output Voltage VDC	Output Current A	Input ⁽¹⁾ Current mA	Efficiency ⁽²⁾	Max ⁽³⁾ Operating Temp
RPP40-243.3S	18-36	3.3	12	58/1885	88.4%	77°C
RPP40-2405S	18-36	5	8	60/1831	91.0%	86°C
RPP40-2412S	18-36	12	3.33	100/1875	87.8%	75°C
RPP40-2415S	18-36	15	2.67	100/1870	89.5%	81°C
RPP40-483.3S	36-75	3.3	12	42/923	90.2%	84°C
RPP40-4805S	36-75	5	8	37/906	92.0%	89°C
RPP40-4812S	36-75	12	3.33	5/930	88.9%	78°C
RPP40-4815S	36-75	15	2.67	5/930	89.7%	81°C
RPP50-243.3S	18-36	3.3	15	58/2405	86.6%	58°C
RPP50-2405S	18-36	5	10	60/2315	90.0%	74°C
RPP50-2412S	18-36	12	4.16	18/2370	88.3%	66°C
RPP50-2415S	18-36	15	3.33	18/2315	90.0%	74°C
RPP50-483.3S	36-75	3.3	15	42/1177	88.6%	68°C
RPP50-4805S	36-75	5	10	37/1140	91.4%	81°C
RPP50-4812S	36-75	12	4.16	11/1165	89.4%	72°C
RPP50-4815S	36-75	15	3.33	11/1141	91.2%	81°C

Derating Graph (Ambient Temperature)

RPP40-4805S



RPP50-4805S



Derating graphs are valid only for the shown part numbers. Please contact Technical Support for more information info@recom-development.at

POWERLINE+ DC/DC-Converter



40/50 Watt Single Output



UL-60950-1 Pending

RPP40/ RPP50

* ICE Technology

ICE (Innovation in Converter Excellence) uses state-of-the-art techniques to minimise internal power dissipation and to increase the internal temperature limits to extend the ambient operating temperature range to the maximum. Refer to end of section for more details.

Refer to Application Notes

POWERLINE+

DC/DC-Converter

RPP40/50 Series

Specifications (typical at nominal input and 25°C unless otherwise noted)

Input Voltage Range	24V nominal input	18-36VDC	
	48V nominal input	36-75VDC	
Under Voltage Lockout	24V input	DC-DC ON (min.)	17.5VDC
		DC-DC OFF (max.)	17VDC
	48V input	DC-DC ON (min.)	35VDC
		DC-DC OFF (max.)	34VDC
Input Filter	Common Mode EMC Filter		
Input Voltage Variation dv/dt (Complies with ETS300 132 part 4.4)	5V/ms max		
Input Surge Voltage (100 ms max.)	24V Input	50VDC	
	48V Input	100VDC	
Input Reflected Ripple	nominal Vin and full load	30mA _{p-p}	
Start Up Time	nominal Vin and constant resistor load	2ms typ., 5ms max.	
Remote ON/OFF ⁽⁴⁾	DC-DC ON	Open or 3.0V < Vr < 5.5V	
Remote OFF input current	DC-DC OFF	Short or 0V < Vr < 1.2V	
	Nominal input	2mA typ.	
Output Power	50W max.		
Output Voltage Accuracy	10% Load and nominal Vin	±1%	
Voltage Adjustability	±10%		
Minimum Load	0%		
Line Regulation	low line, high line at full load	±0.3%	
Load Regulation	10% to 100% full load	±0.5%	
Ripple and Noise (20MHz bandwidth limited) (measured with 1µF capacitor across output)	3.3V, 5V	60mV _{p-p} typ.	
	All others	40mV _{p-p} typ.	
Temperature Coefficient	±0.04%/°C max.		
Transient Response	25% load step change	200µs	
Over Load Protection	% of full load at nominal Vin	120% typ.	
Short Circuit Protection	Hiccup, automatic recovery		
Output Over Voltage Protection (refer to block diagram in Application Notes)	Converter shutdown if Vout > Vout nominal + 20%		
Isolation Voltage	Rated at 2250VDC/1 minute, Flash tested at 3000VDC/1 second		
Isolation Resistance	10MΩ min.		
Isolation Capacitance (refer to block diagram in Application Notes)	3000pF max.		
Operating Frequency	260kHz ± 40kHz		
RPP40 Operating Temperature Range	Ambient, Free Convection	-45°C to +89°C max (without derating)	
RPP50 Operating Temperature Range	Ambient, Free Convection	-45°C to +81°C max (without derating)	
		-45°C to +105°C max (with derating)	
Maximum Case Temperature	+120°C		
Storage Temperature Range	-55°C to +125°C		
Over Temperature Protection (refer to block diagram in Application Notes)	internal thermistor		
Thermal Impedance (Natural convection)	Vertical	7.3°C/Watt	
	Horizontal	10°C/Watt	
Relative Humidity	5% to 95% RH		
Case Material ⁽⁷⁾	Aluminium		
Potting Material	Silicone (UL94-V0)		
Weight	39g		
Dimensions	2" x 1.2" x 0.48" (50.8 x 30.5 x 11.7mm)		

POWERLINE+

DC/DC-Converter

RPP40/50 Series

Specifications (typical at nominal input and 25°C unless otherwise noted)

Safety Standards	UL-60950-1 Pending	
Thermal Cycling	complies with MIL-STD-810F	
Vibration	10-55Hz, 12G, 30 Min. along X, Y and Z	
Conducted Emissions	EN55022	Class B
Radiated Emissions	EN55022	Class B
ESD	EN61000-4-2	Perf. Criteria B
Radiated Immunity	EN61000-4-3	Perf. Criteria A
Fast Transient ⁽⁶⁾	EN61000-4-4	Perf. Criteria B
Surge ⁽⁶⁾	EN61000-4-5	Perf. Criteria B
Conducted Immunity	EN61000-4-6	Perf. Criteria A
MTBF calculated according to BELLCORE TR-NWT-000332 ⁽⁶⁾	1989 x 10 ³ hours	

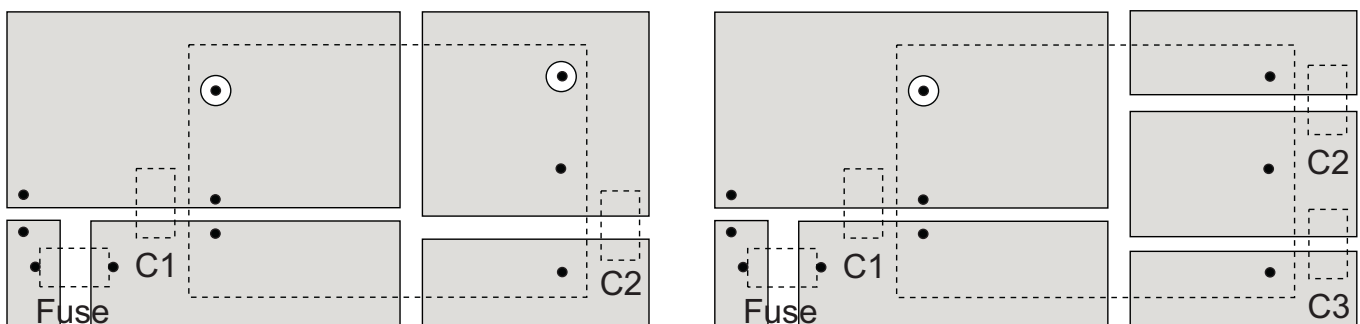
Notes :

1. Typical values at nominal input voltage and no load/full load.
2. Typical values at nominal input voltage and full load.
3. Typical values at nominal input voltage and full load in vertical orientation and with Eurocard-sized PCB ground planes to assist in heat dissipation. For horizontal orientation, reduce the maximum temperatures by 10°C.
4. The ON/OFF control function can be positive or negative logic. The pin voltage is referenced to negative input.
 - Positive logic ON/OFF is standard, no suffix (Ex. RPP50-2405S)
 - Negative logic ON/OFF option has suffix /N (Ex. RPP50-2405S/N)
5. Requires an external 100µF/100V low ESR capacitor to meet EN61000-4-4 and EN61000-4-5
6. Case I: 50% Stress, Temperature at 50°C (Ground Benign).
7. To ensure a good all-round electrical contact, the baseplate is pressed firmly into place within the aluminium housing. The hydraulic press can leave tooling marks and deformations to both the housing and baseplate. The case is anodised aluminium, so there will be natural variations in the case colour and the aluminium is not scratch resistant. Any resultant marks, scratches and colour variations are cosmetic only and do not affect the operation or performance of the converters.

Recommended PCB Layout

Single Output

Dual Output



Input Fuse is recommended, but optional. Recommended fuse rating = double maximum input current, time delay type.

Input Capacitor, C1, is required to meet EN61000 Surge and Fast Transient, otherwise it is not required for normal operation.

Output Capacitors C2/C3 are recommended, but not required for normal operation. Typical capacitor values are 1µF/100V MLCC

To ensure optimum thermal performance, use large areas of copper on the PCB to assist with heat dissipation and mount the converter vertically.

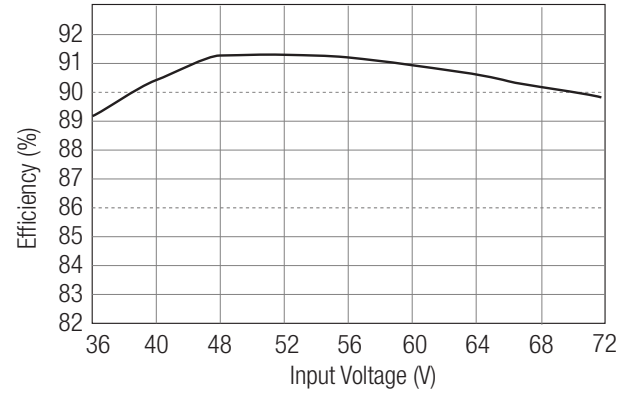
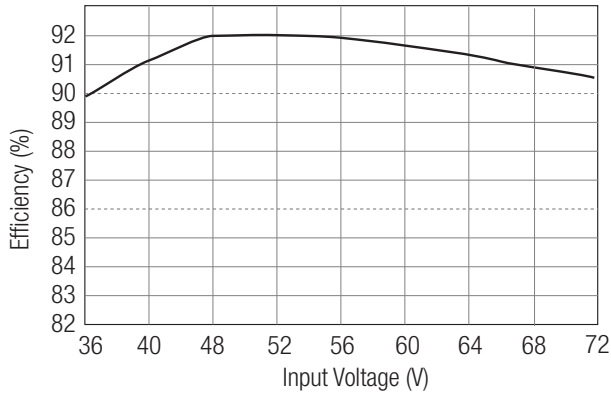
Typical Characteristics

RPP40-4805SW

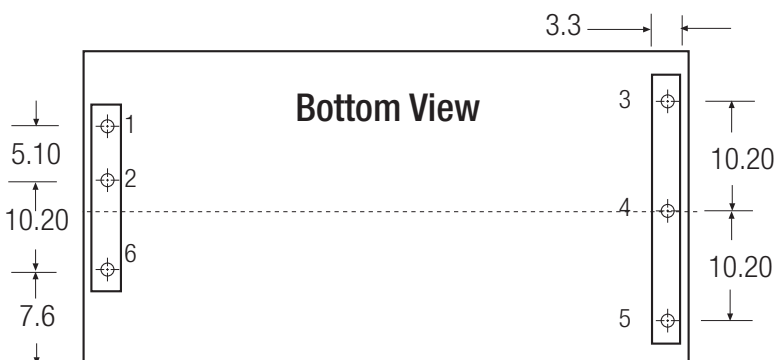
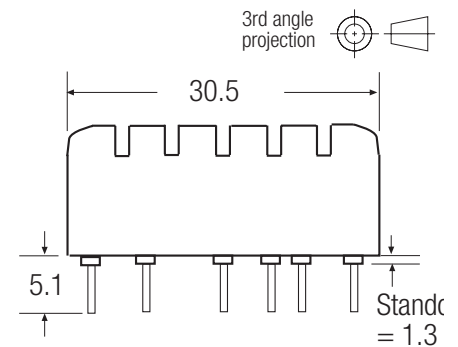
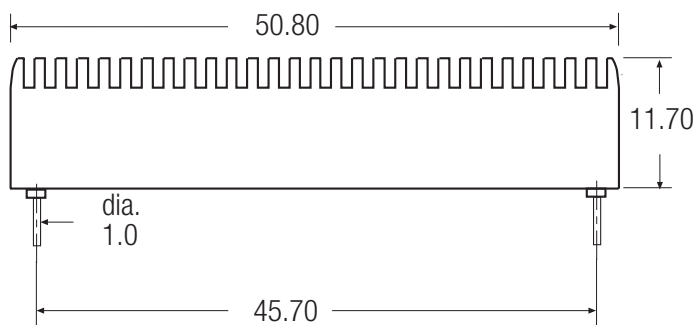
RPP50-4805SW

Efficiency VS Input Voltage

Efficiency VS Input Voltage



Package Style and Pinning (mm)

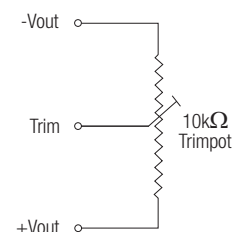
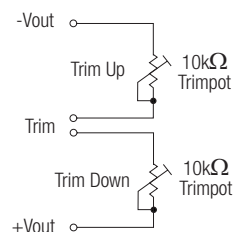


Pin Connections

Pin #	Single	Dual
1	+Vin	+Vin
2	-Vin	-Vin
3	+Vout	+Vout
4	-Vout	Com
5	Trim	-Vout
6	CTRL	CTRL

Pin Pitch Tolerance ± 0.35 mm

External Output Trimming
Refer to Application Notes for
suggested Resistor Values



RPP40
RPP50