



# 2.36mm (.093") Diameter Pin and Socket Wafers and Terminals

## 1840 Discrete Terminals

### FEATURES AND SPECIFICATIONS

#### Features and Benefits

- Use with 1840 and 3099 housings

#### Reference Information

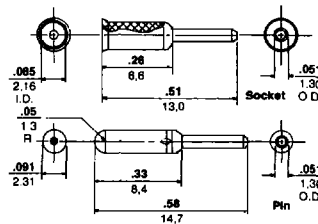
Packaging: Bag  
UL File No.: E29179  
CSA File No.: LR19980  
Mates With: .093" Standard housings

#### Electrical

Voltage: 250V  
Current: 5.0A  
Contact Resistance: 3mΩ max.

#### Physical

Temperature: -40 to +105°C



Type	Tin Plating Order No.
Socket (Female)	• 43080-0001
Pin (Male)	• 16-06-0002

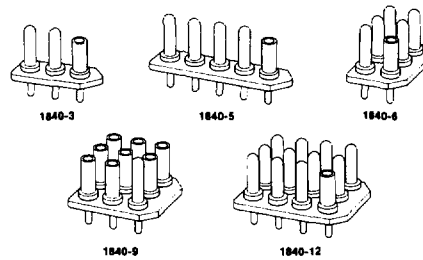
### FEATURES AND SPECIFICATIONS

#### Features and Benefits

- Sizes 3, 5, 6, 9 and 12 circuits
- Wafers pre-assembled with male, female or voids in a variety of combinations

#### Reference Information

Mates With: .093" Standard receptacles



## Wafercon™ Base and Terminal Assemblies

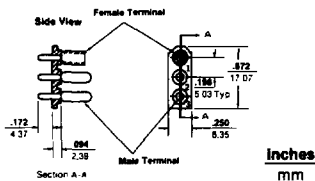
Power Connectors

K

### ORDERING INFORMATION AND DIMENSIONS

#### 1840-3

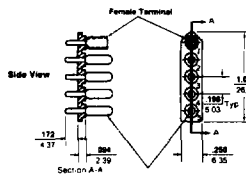
Mates with 1396R1 Receptacle Order No. 03-09-1032



Order No.	Terminal Pattern		
	1	2	3
• 09-18-5031	F	M	M
• 03-04-4031	B	B	B

#### 1840-5

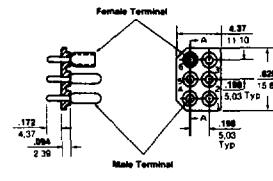
Mates with 1653-R1 Receptacle Order No. 03-09-1052



Order No.	Terminal Pattern				
	1	2	3	4	5
• 09-18-5051	F	M	M	M	M
• 03-04-4051	B	B	B	B	B

#### 1840-6

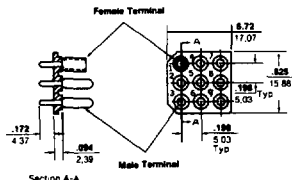
Mates with 1261R2 Receptacle Order No. 03-09-1063



Order No.	Terminal Pattern					
	1	2	3	4	5	6
• 09-18-5061	M	M	M	M	M	F
• 09-18-5069	F	M	M	M	M	M
• 03-04-4061	B	B	B	B	B	B

#### 1840-9

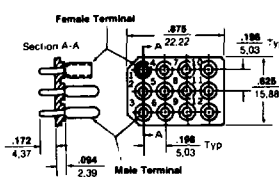
Mates with 1292R2 Receptacle Order No. 03-09-1093



Order No.	Terminal Pattern								
	1	2	3	4	5	6	7	8	9
• 09-18-5091	M	M	F	M	M	M	M	M	M
• 09-18-5094	F	M	M	M	M	M	M	M	M
• 03-04-4091	B	B	B	B	B	B	B	B	B

#### 1840-12

Mates with 1360R1 Receptacle Order No. 03-09-1122



Order No.	Terminal Pattern											
	1	2	3	4	5	6	7	8	9	10	11	12
• 09-18-5121	F	M	M	M	M	M	M	M	M	M	M	M
• 03-04-4121	B	B	B	B	B	B	B	B	B	B	B	B

• US Standard Product, available through Molex franchised distributors  
Polarization accomplished through intermix of male and female terminals  
For other configurations, contact factory  
M = Male terminal  
F = Female terminal  
B = Blank, no terminal