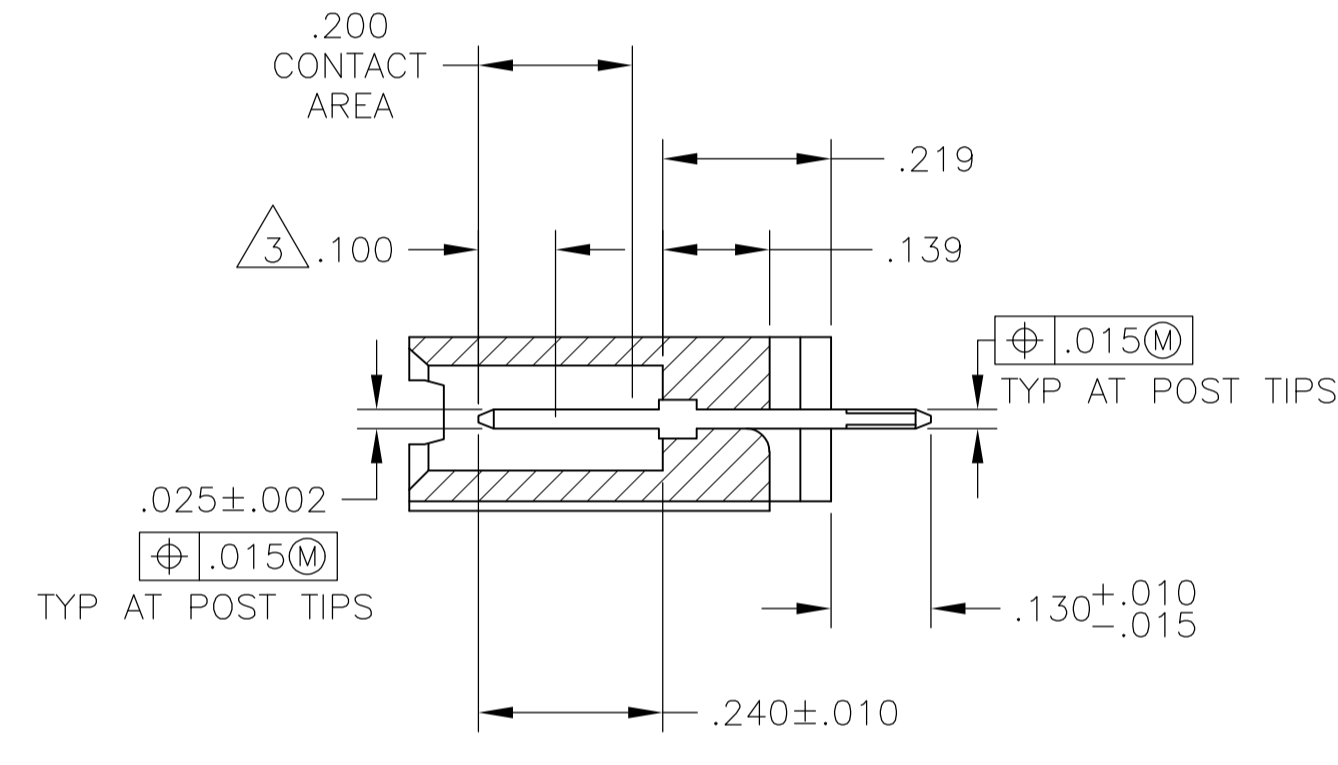
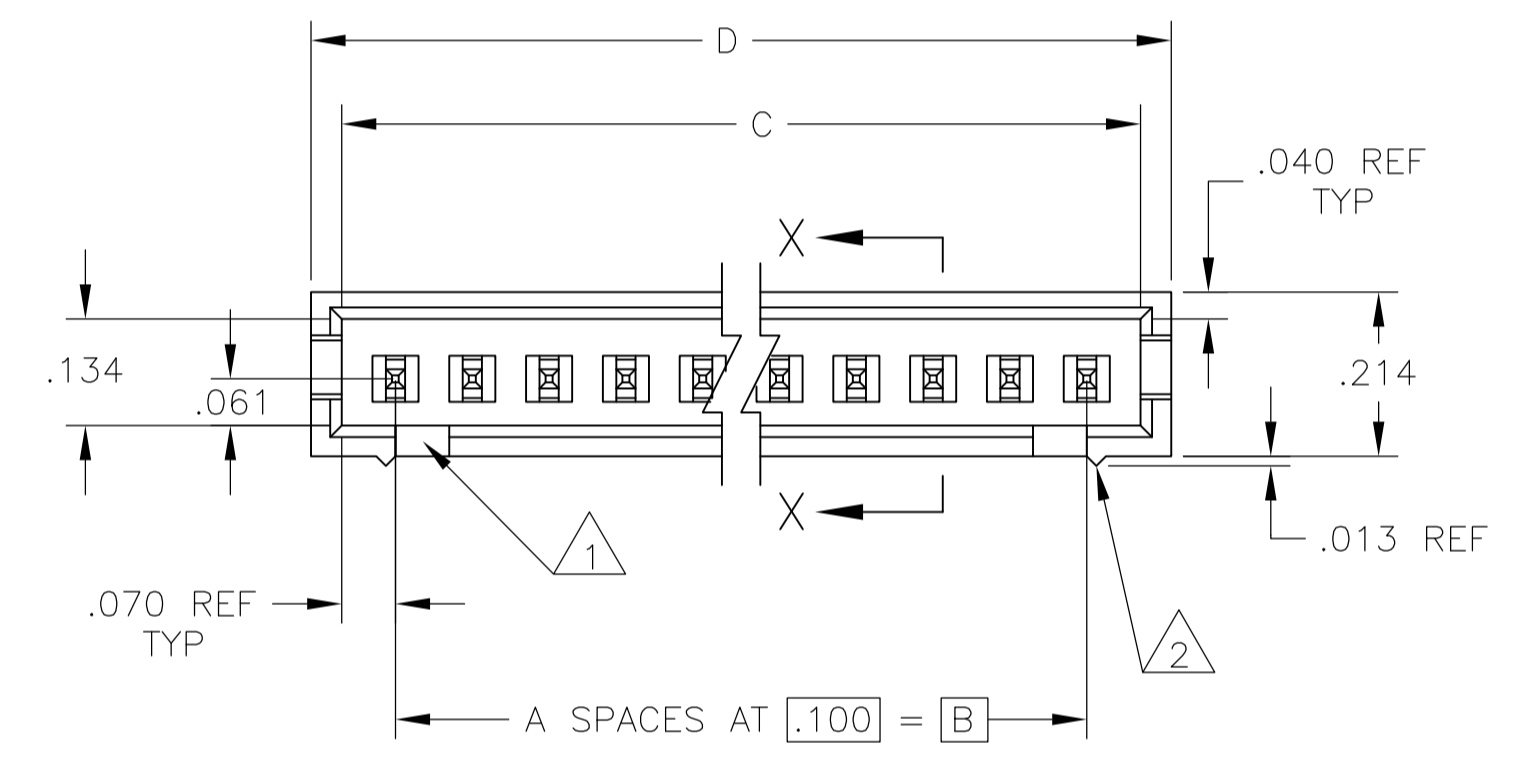
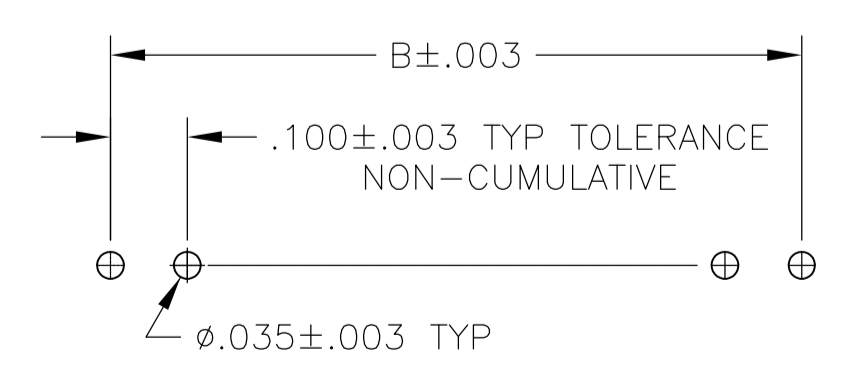
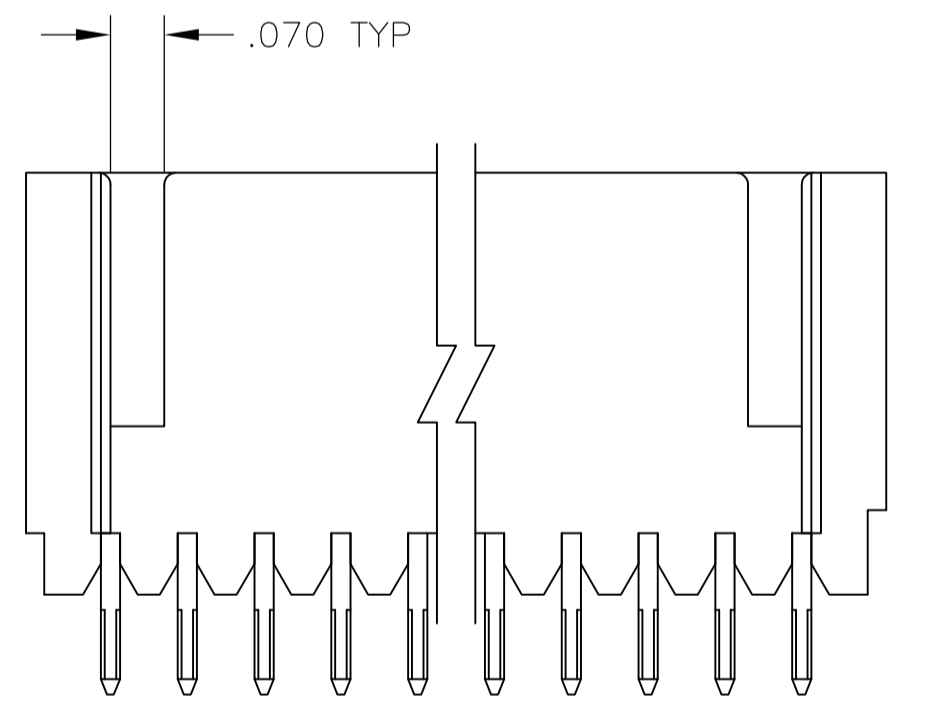


- 1 FOR 3 POSITION ONLY (.215 WIDE).
- 2 STANDOFFS: UP TO 9 POS-(2 REQD) ON THE OUTSIDE ENDS OF THE HOUSING
10 TO 19 POS-(3 REQD) TWO ON THE OUTSIDE ENDS AND ONE CENTERED ON THE HOUSING
19 POS AND LARGER-(4 REQD) TWO ON THE OUTSIDE ENDS AND TWO SPACED EVENLY
WITHIN THE REMAINING LENGTH OF THE HOUSING.
- 3 POINT OF MEASUREMENT FOR PLATING THICKNESS.
- 4 .000030 GOLD ON THE CONTACT AREA, .000100-.000200 MATTE TIN-LEAD
ON THE SOLDERTAIL, ALL OVER .000050 NICKEL.
- 5 OBSOLETE PART NUMBER
- 6 RECESSED DATE CODE
- 7 .000030 GOLD ON THE CONTACT AREA, .000100-.000200 MATTE TIN
ON THE SOLDERTAIL, ALL OVER .000050 NICKEL.
- 8 MATERIAL: HOUSING- FLAME RETARDANT THERMOPLASTIC, COLOR- BLACK.
POSTS- COPPER ALLOY
- 9 OBSOLETE PARTS: OBSOLETE CIS STREAMLINING PER D.RENAUD/D.SINISI



SECTION X-X



RECOMMENDED HOLE LAYOUT

PLATING	D	C	B	A	NO OF POS	ASSEMBLY PART NUMBER	
9 OBSOLETE	7	2.620	2.540	2.400	24	25	7-103414-3
9 OBSOLETE	7	2.520	2.440	2.300	23	24	7-103414-2
9 OBSOLETE	7	2.420	2.340	2.200	22	23	7-103414-1
9 OBSOLETE	7	2.320	2.240	2.100	21	22	7-103414-0
9 OBSOLETE	7	2.220	2.140	2.000	20	21	6-103414-9
9 OBSOLETE	7	2.120	2.040	1.900	19	20	6-103414-8
9 OBSOLETE	7	2.020	1.940	1.800	18	19	6-103414-7
9 OBSOLETE	7	1.920	1.840	1.700	17	18	6-103414-6
9 OBSOLETE	7	1.820	1.740	1.600	16	17	6-103414-5
9 OBSOLETE	7	1.720	1.640	1.500	15	16	6-103414-4
9 OBSOLETE	7	1.620	1.540	1.400	14	15	6-103414-3
9 OBSOLETE	7	1.520	1.440	1.300	13	14	6-103414-2
9 OBSOLETE	7	1.420	1.340	1.200	12	13	6-103414-1
9 OBSOLETE	7	1.320	1.240	1.100	11	12	6-103414-0
9 OBSOLETE	7	1.220	1.140	1.000	10	11	5-103414-9
9 OBSOLETE	7	1.120	1.040	.900	9	10	5-103414-8
9 OBSOLETE	7	1.020	.940	.800	8	9	5-103414-7
9 OBSOLETE	7	.920	.840	.700	7	8	5-103414-6
9 OBSOLETE	7	.820	.740	.600	6	7	5-103414-5
9 OBSOLETE	7	.720	.640	.500	5	6	5-103414-4
9 OBSOLETE	7	.620	.540	.400	4	5	5-103414-3
9 OBSOLETE	7	.520	.440	.300	3	4	5-103414-2
9 OBSOLETE	7	.420	.340	.200	2	3	5-103414-1
OBSOLETE	4	3.720	3.640	3.500	35	36	3-103414-4
OBSOLETE	4	3.620	3.540	3.400	34	35	3-103414-3
OBSOLETE	4	3.520	3.440	3.300	33	34	3-103414-2
OBSOLETE	4	3.420	3.340	3.200	32	33	3-103414-1
OBSOLETE	4	3.320	3.240	3.100	31	32	3-103414-0
OBSOLETE	4	3.220	3.140	3.000	30	31	2-103414-9
OBSOLETE	4	3.120	3.040	2.900	29	30	2-103414-8
OBSOLETE	4	3.020	2.940	2.800	28	29	2-103414-7
OBSOLETE	4	2.920	2.840	2.700	27	28	2-103414-6
OBSOLETE	4	2.820	2.740	2.600	26	27	2-103414-5
OBSOLETE	4	2.720	2.640	2.500	25	26	2-103414-4
9 OBSOLETE	4	2.620	2.540	2.400	24	25	2-103414-3
9 OBSOLETE	4	2.520	2.440	2.300	23	24	2-103414-2
9 OBSOLETE	4	2.420	2.340	2.200	22	23	2-103414-1
9 OBSOLETE	4	2.320	2.240	2.100	21	22	2-103414-0
9 OBSOLETE	4	2.220	2.140	2.000	20	21	1-103414-9
9 OBSOLETE	4	2.120	2.040	1.900	19	20	1-103414-8
9 OBSOLETE	4	2.020	1.940	1.800	18	19	1-103414-7
9 OBSOLETE	4	1.920	1.840	1.700	17	18	1-103414-6
9 OBSOLETE	4	1.820	1.740	1.600	16	17	1-103414-5
9 OBSOLETE	4	1.720	1.640	1.500	15	16	1-103414-4
9 OBSOLETE	4	1.620	1.540	1.400	14	15	1-103414-3
9 OBSOLETE	4	1.520	1.440	1.300	13	14	1-103414-2
9 OBSOLETE	4	1.420	1.340	1.200	12	13	1-103414-1
9 OBSOLETE	4	1.320	1.240	1.100	11	12	1-103414-0
9 OBSOLETE	4	1.220	1.140	1.000	10	11	103414-9
9 OBSOLETE	4	1.120	1.040	.900	9	10	103414-8
9 OBSOLETE	4	1.020	.940	.800	8	9	103414-7
9 OBSOLETE	4	.920	.840	.700	7	8	103414-6
9 OBSOLETE	4	.820	.740	.600	6	7	103414-5
9 OBSOLETE	4	.720	.640	.500	5	6	103414-4
9 OBSOLETE	4	.620	.540	.400	4	5	103414-3
9 OBSOLETE	4	.520	.440	.300	3	4	103414-2
9 OBSOLETE	4	.420	.340	.200	2	3	103414-1
9 SUPERSEDED BY 6-103414-1							

THIS DRAWING IS A CONTROLLED DOCUMENT. **STE** TE Connectivity

DIMENSIONS: INCHES. TOLERANCES UNLESS OTHERWISE SPECIFIED:

0. PLC	± .005
1. PLC	± .005
2. PLC	± .005
3. PLC	± .005
4. PLC	± .005
ANGLES	± .005

MATERIAL: 8. FINISH: SEE TABLE. WEIGHT: -. SIZE: A1. CAGE CODE: 00779. DRAWING NO: 103414. CUSTOMER DRAWING. SCALE: 4:1. SHEET: 1 OF 1. REV: P2.