



MMBZ5229AW SERIES

SURFACE MOUNT SILICON ZENER DIODES

VOLTAGE 4.3 to 51 Volts **POWER** 200 mWatts

SOT-323

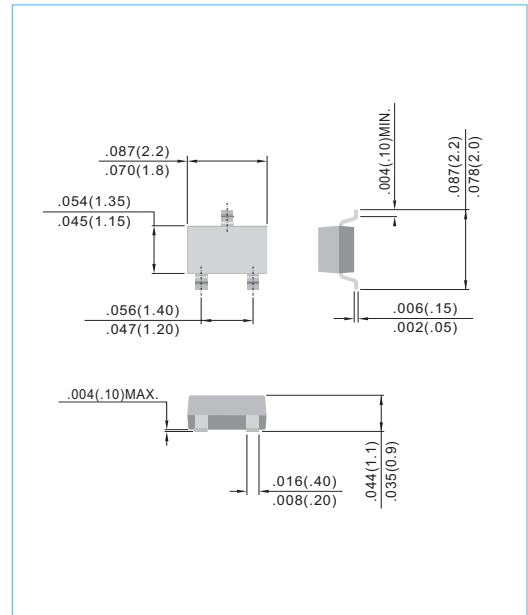
Unit: inch (mm)

FEATURES

- Planar Die construction
- 200mW Power Dissipation
- Ideally Suited for Automated Assembly Processes
- In compliance with EU RoHS 2002/95/EC directives

MECHANICAL DATA

- Case: SOT-323, Molded Plastic
- Terminals: Solderable per MIL-STD-750, Method 2026
- Polarity: See Diagram Below
- Approx. Weight: 0.0048 grams
- Mounting Position: Any



MAXIMUM RATINGS AND ELECTRICAL CHARACTERISTICS

Parameter	Symbol	Value	Units
Power Dissipation @ $T_A = 25^\circ\text{C}$ (Note A)	P_D	200	mW
Operating Junction and Storage Temperature Range	T_J	-55 to +150	$^\circ\text{C}$

NOTES:

A. Mounted on 5.0mm²(.013mm thick) land areas.



MMBZ5229AW SERIES

Part Number	Nominal Zener Voltage			Max. Zener Impedance				Max Reverse Leakage Current		Marking Code	Package
	V _Z @ I _{ZT}			Z _{1T} @ I _{ZT}		Z _{2K} @ I _{ZK}		I _R @ V _R			
	Nom. V	Min. V	Max. V	Ω	mA	Ω	mA	μA	V		
MMBZ5229AW	4.3	4.21	4.39	22	20.0	2000	0.25	5.0	1.0	D4	SOT-323
MMBZ5230AW	4.7	4.61	4.79	19	20.0	1900	0.25	5.0	2.0	D5	SOT-323
MMBZ5231AW	5.1	5.00	5.20	17	20.0	1600	0.25	5.0	2.0	E1	SOT-323
MMBZ5232AW	5.6	5.49	5.71	11	20.0	1600	0.25	5.0	3.0	E2	SOT-323
MMBZ5234AW	6.2	6.08	6.32	7	20.0	1000	0.25	5.0	4.0	E4	SOT-323
MMBZ5235AW	6.8	6.66	6.94	5	20.0	750	0.25	3.0	5.0	E5	SOT-323
MMBZ5236AW	7.5	7.35	7.65	6	20.0	500	0.25	3.0	6.0	F1	SOT-323
MMBZ5237AW	8.2	8.04	8.36	8	20.0	500	0.25	3.0	6.0	F2	SOT-323
MMBZ5239AW	9.1	8.92	9.28	10	20.0	600	0.25	3.0	6.5	F4	SOT-323
MMBZ5240AW	10	9.80	10.20	17	20.0	600	0.25	3.0	8.0	F5	SOT-323
MMBZ5241AW	11	10.78	11.22	22	20.0	600	0.25	3.0	8.4	H1	SOT-323
MMBZ5242AW	12	11.76	12.24	30	20.0	600	0.25	2.0	9.1	H2	SOT-323
MMBZ5243AW	13	12.74	13.26	13	9.5	600	0.25	1.0	9.9	H3	SOT-323
MMBZ5244AW	14	13.72	14.28	15	9.0	600	0.25	0.5	10.5	H4	SOT-323
MMBZ5245AW	15	14.70	15.30	16	8.5	600	0.25	0.5	11.0	H5	SOT-323
MMBZ5246AW	16	15.68	16.32	17	7.8	600	0.25	0.1	12.0	J1	SOT-323
MMBZ5247AW	17	16.66	17.34	19	7.5	600	0.25	0.1	13.0	J2	SOT-323
MMBZ5248AW	18	17.64	18.36	21	7.0	600	0.25	0.1	14.0	J3	SOT-323
MMBZ5250AW	20	19.60	20.40	25	6.2	600	0.25	0.1	15.0	J5	SOT-323
MMBZ5251AW	22	21.56	22.44	29	5.6	600	0.25	0.1	17.0	K1	SOT-323
MMBZ5252AW	24	23.52	24.48	33	5.2	600	0.25	0.1	18.0	K2	SOT-323
MMBZ5254AW	27	26.46	27.54	41	5.0	600	0.25	0.1	21.0	K4	SOT-323
MMBZ5255AW	28	27.44	28.56	44	4.5	600	0.25	0.1	21.0	K5	SOT-323
MMBZ5256AW	30	29.40	30.60	49	4.2	600	0.25	0.1	23.0	M1	SOT-323
MMBZ5257AW	33	32.34	33.66	58	3.8	700	0.25	0.1	25.0	M2	SOT-323
MMBZ5258AW	36	35.28	36.72	70	3.4	700	0.25	0.1	27.0	M3	SOT-323
MMBZ5259AW	39	38.22	39.78	80	3.2	800	0.25	0.1	30.0	M4	SOT-323
MMBZ5260AW	43	42.14	43.86	93	3.0	900	0.25	0.1	33	M5	SOT-323
MMBZ5261AW	47	46.06	47.94	105	2.7	1000	0.25	0.1	36	N1	SOT-323
MMBZ5262AW	51	49.98	52.02	125	2.5	1100	0.25	0.1	39	N2	SOT-323



MMBZ5229AW SERIES

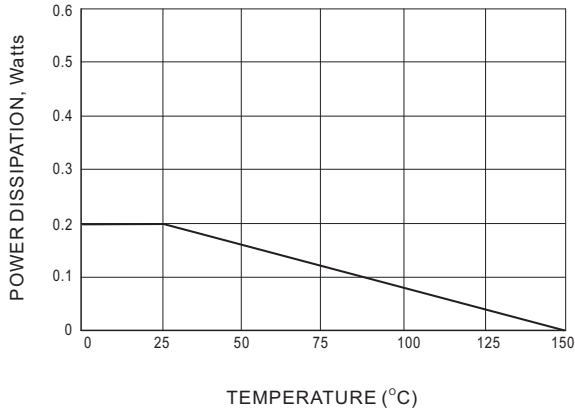


Fig.1 STEADY STATE POWER DERATING

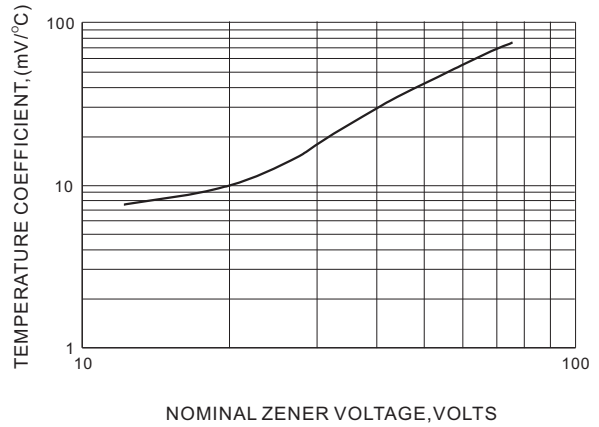


Fig.2 TEMPERATURE COEFFICIENTS

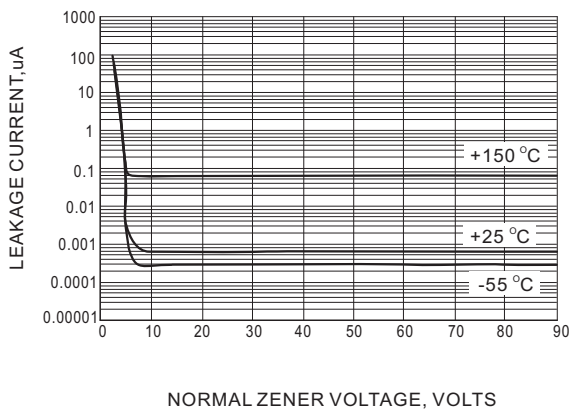


Fig.3 TYPICAL LEAKAGE CURRENT

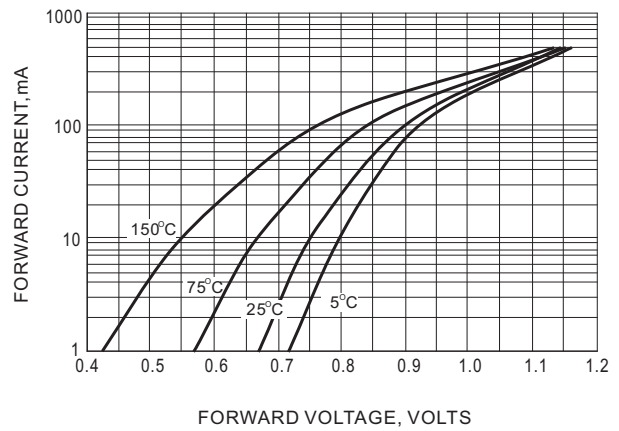
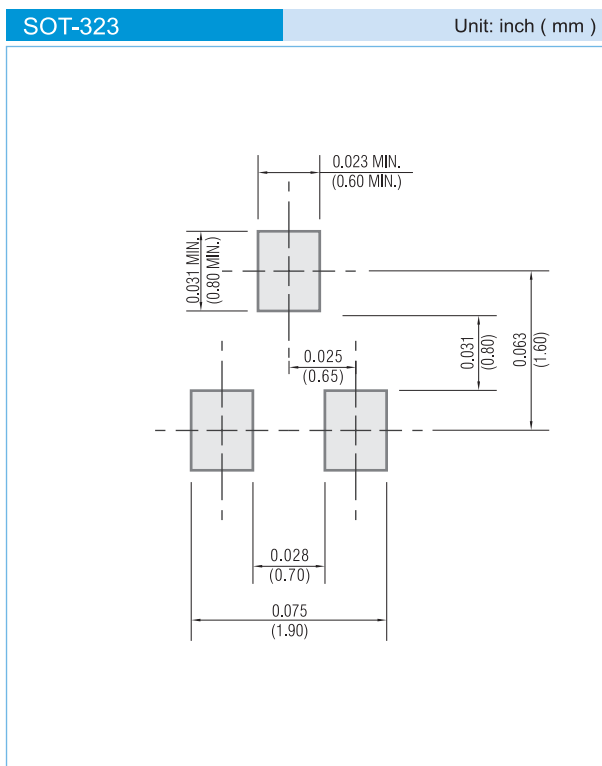


Fig.4 TYPICAL FORWARD VOLTAGE



MMBZ5229AW SERIES

MOUNTING PAD LAYOUT



ORDER INFORMATION

- Packing information
 - T/R - 12K per 13" plastic Reel
 - T/R - 3K per 7" plastic Reel

LEGAL STATEMENT

Copyright PanJit International, Inc 2009

The information presented in this document is believed to be accurate and reliable. The specifications and information herein are subject to change without notice. Pan Jit makes no warranty, representation or guarantee regarding the suitability of its products for any particular purpose. Pan Jit products are not authorized for use in life support devices or systems. Pan Jit does not convey any license under its patent rights or rights of others.