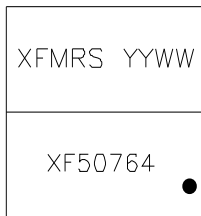
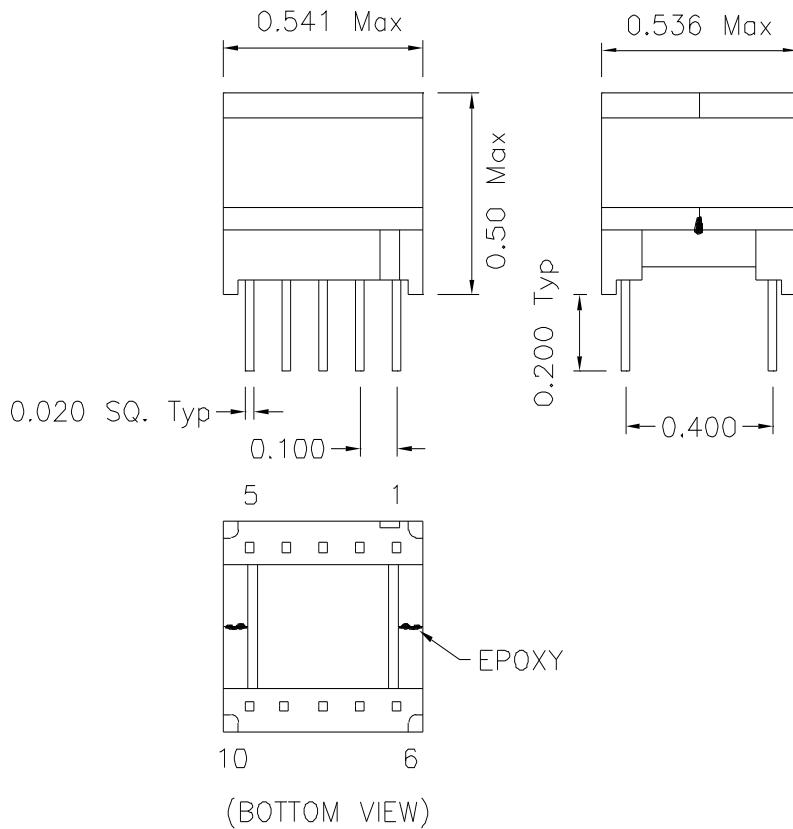
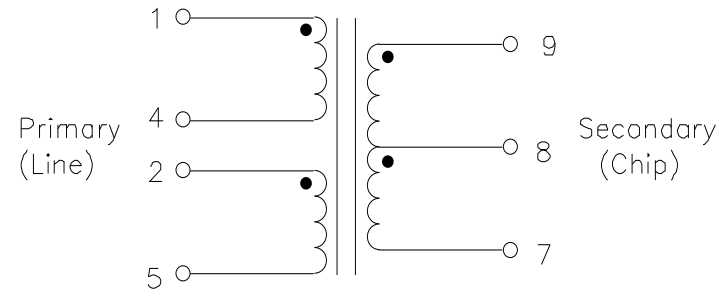


1. Mechanical Dimensions:



TOP VIEW

2. Schematic:



3. Electrical Specifications:

OCL: (Pins 1-5) 5.8mH $\pm 6\%$ 1KHz, 1.0V 0/80mAdc
 Leakage L: (Pins 9-7) 12.0uH Max 100KHz, 0.1V
 Short Pins 1-5
 Cw/w: (Pins 1-9) 45pF Max 100KHz, 0.5V Tie 2-4
 Turns Ratio: (1-5):(9-7) 1.86:1 $\pm 2\%$ Tie 2-4
 DC Res: (Pins 9-7) 2.65 Ohms $\pm 15\%$
 DC Res.: (Pins 1-4) 2.5 Ohms $\pm 15\%$
 DC Res.: (Pins 2-5) 2.5 Ohms $\pm 15\%$
 HIPOT: 1500VAC Chip / Line
 Impedance: 135 Ohms:42 Ohms

XFMR5 Inc	Title: EP13 TRANSFORMER		
	UNLESS OTHERWISE SPECIFIED TOLERANCES: .xxx ± 0.010 Dimensions in INCH		P/N: XF50764
SHEET 1 OF 1	APP.	EC	Mar-31-99
	CHK.	AEI	Mar-31-99
	APP.	Joe Huff	Mar-31-99