

# Monitoring Relays

## 3-Phase Sequence and Phase Loss

### Types DPA01, PPA01



DPA01



PPA01

- 3-phase monitoring relays for phase sequence and phase loss
- Detect when all 3 phases are present and have the correct sequence
- Measure on own power supply
- Power supply range: 208 to 690 VAC (+10 -15%)
- Output: 8 A SPDT relay or 8 A DPDT normally energized
- For mounting on DIN-rail in accordance with DIN/EN 50 022 (DPA01) or plug-in module (PPA01)
- 22.5 mm Euronorm housing (DPA01) or 36 mm plug-in module (PPA01)
- LED indication for relay and power supply ON


### Product Description

3-phase relay for detection of incorrect phase sequence, total and partial phase loss. Supply range from 208 to 690 VAC covered by two multi-voltage relays.

For mounting on DIN-rail or plug-in module. The device detects regenerated voltages up to 85% of the nominal voltage (phase-phase).

### Ordering Key

**DPA 01 C M44**



### Type Selection

Mounting	Output	208 to 480 VAC	208 to 240 VAC	380 to 480 VAC	380 to 600 VAC	600 to 690 VAC
DIN-rail	SPDT	<b>DPA 01 C M44</b>				
DIN-rail	DPDT		<b>DPA 01 D M23</b>	<b>DPA 01 D M48</b>	<b>DPA 01 C M60</b>	<b>DPA 01 C M69</b>
Mounting	Output	208 to 415 VAC	208 to 240 VAC	380 to 415 VAC		
Plug-in	SPDT	<b>PPA 01 C M44</b>				
Plug-in	DPDT		<b>PPA 01 D M23</b>	<b>PPA 01 D M48</b>		

### Input Specifications

<b>Input</b> L1, L2, L3	DPA01: Terminals L1, L2, L3 PPA01: Terminals 5, 6, 7 Measures on own supply
<b>Measuring ranges</b>	
208 to 480 VAC (DPA01CM44)	177 to 550 VAC
380 to 600 VAC (DPA01CM60)	323 to 690 VAC
600 to 690 VAC (DPA01CM69)	510 to 760 VAC
208 to 415 VAC (PPA01CM44)	177 to 475 VAC
208 to 240 VAC (DPA01DM23)	177 to 275 VAC
380 to 480 VAC (DPA01DM48)	323 to 550 VAC
208 to 240 VAC (PPA01DM23)	177 to 275 VAC
380 to 415 VAC (PPA01DM48)	323 to 475 VAC
<b>ON-level</b>	> 85% of the mains phase-phase voltage

### Output Specifications

<b>Output</b>	SPDT or DPDT relay, N.E.
<b>Rated insulation voltage</b>	250 VAC
<b>Contact ratings (AgSnO<sub>2</sub>)</b>	μ
DPA01C, PPA01C (SPDT):	
Resistive loads AC 1	8 A @ 250 VAC
DC 12	5 A @ 24 VDC
Small inductive loads AC 15	2.5 A @ 250 VAC
DC 13	2.5 A @ 24 VDC
DPA01D, PPA01D (DPDT):	
Resistive loads AC 1	8 A @ 250 VAC
Small inductive loads AC 15	3 A @ 250 VAC
DC 13	2 A @ 24 VDC
<b>Mechanical life</b>	≥ 30 x 10 <sup>6</sup> operations
<b>Electrical life</b>	≥ 10 <sup>5</sup> operations (at 8 A, 250 V, cos φ = 1)
<b>Operating frequency</b>	≤ 7200 operations/h
<b>Dielectric strength</b>	
Dielectric voltage	≥ 2 kVAC (rms)
Rated impulse withstand volt.	4 kV (1.2/50 μs)

## Supply Specifications

<b>Power supply</b>	Overvoltage cat. III (IEC 60664, IEC 60038)
Rated operational voltage through terminals:	(DPA01) L1, L2, L3 (PPA01) 5, 6, 7
DPA01CM44	208 to 480 VAC ± 15%, 45 to 65 Hz
DPA01CM60	380 to 600 VAC ± 15%, 45 to 65 Hz
PPA01CM44	208 to 415 VAC ± 15%, 45 to 65 Hz
DPA01CM69	600 to 690 VAC +10 -15%, 45 to 65 Hz
DPA01DM23	208 to 240 VAC ± 15%, 45 to 65 Hz
DPA01DM48	380 to 480 VAC ± 15%, 45 to 65 Hz
PPA01DM23	208 to 240 VAC ± 15%, 45 to 65 Hz
PPA01DM48	380 to 415 VAC ± 15%, 45 to 65 Hz
<b>Rated operational power</b>	
M23	6 VA @ 230 VAC, 50 Hz
M44, M48	10 VA @ 400 VAC, 50 Hz
M60	15VA @ 600 VAC, 50Hz
M69	15VA @ 690 VAC, 50Hz
	Supplied by L2 and L3

## General Specifications

<b>Reaction time</b>		
Alarm ON delay		< 100 ms
Alarm OFF delay		< 350 ms
<b>Accuracy</b>		(15 min warm-up time)
Temperature drift		± 1000 ppm/°C
Repeatability		± 0.5% on full scale
<b>Indication for</b>		
Power supply ON		LED, green
Relay ON		LED, yellow
<b>Environment</b>		(EN 60529)
Degree of protection		IP 20
Pollution degree		3 (DPA01), 2 (PPA01)
Operating temperature		
@ Max. voltage, 50 Hz		-20 to +60°C, R.H. < 95%
@ Max. voltage, 60 Hz		-20 to +50°C, R.H. < 95%
Storage temperature		-30 to +80°C, R.H. < 95%
<b>Housing</b>		
Dimensions	DPA01	22.5 x 80 x 99.5 mm
	PPA01	36 x 80 x 94 mm
<b>Weight</b>		Approx. 100 g
<b>Screw terminals</b>		(DPA01)
Tightening torque		Max. 0.5 Nm acc. to IEC 60947
<b>Approval</b>		UL - CSA (except PPA01D, DPA01CM69)
<b>CE Marking</b>		Yes
<b>EMC</b>		Electromagnetic Compatibility
Immunity		According to EN 61000-6-2
Emissions		According to EN 61000-6-3

## Mode of Operation

DPA01 and PPA01 monitor their own 3-phase power supply. The relay operates when all the phases are present and the phase sequence is correct. The relay releases when one

phase-phase voltage drops below 85% of the other phase-phase voltages.

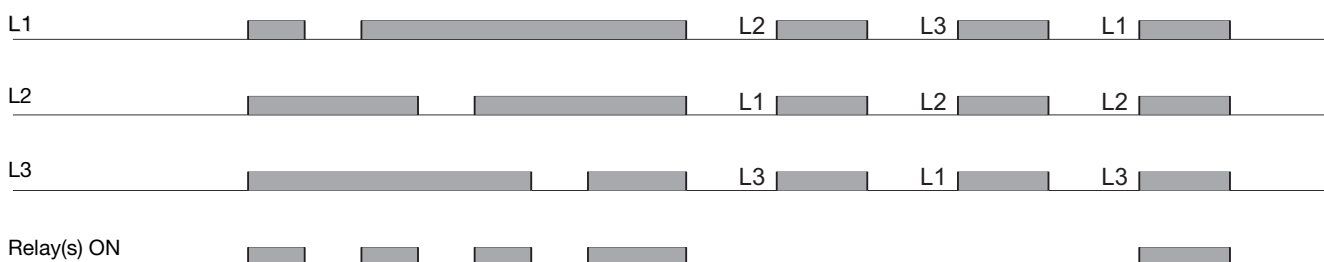
### Example 1

The relay monitors that the power supply has the correct phase sequence and that all phase voltages are present.

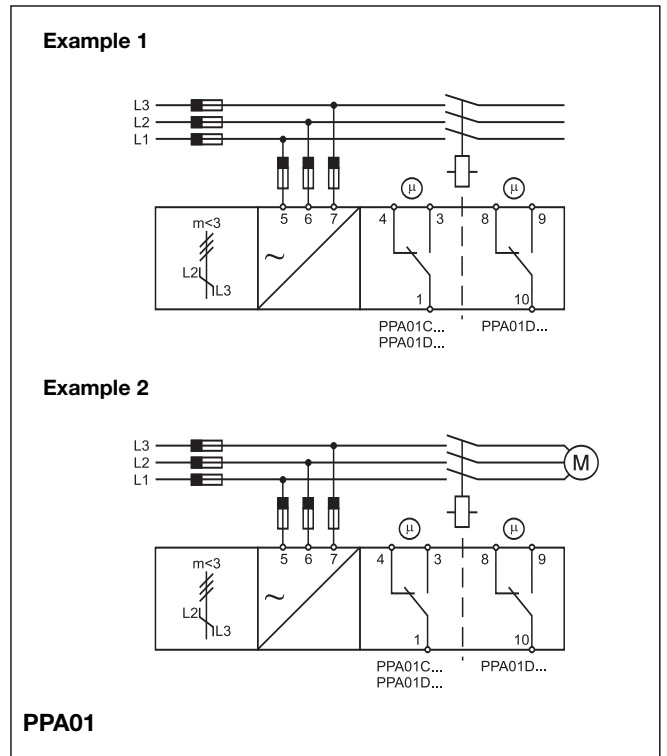
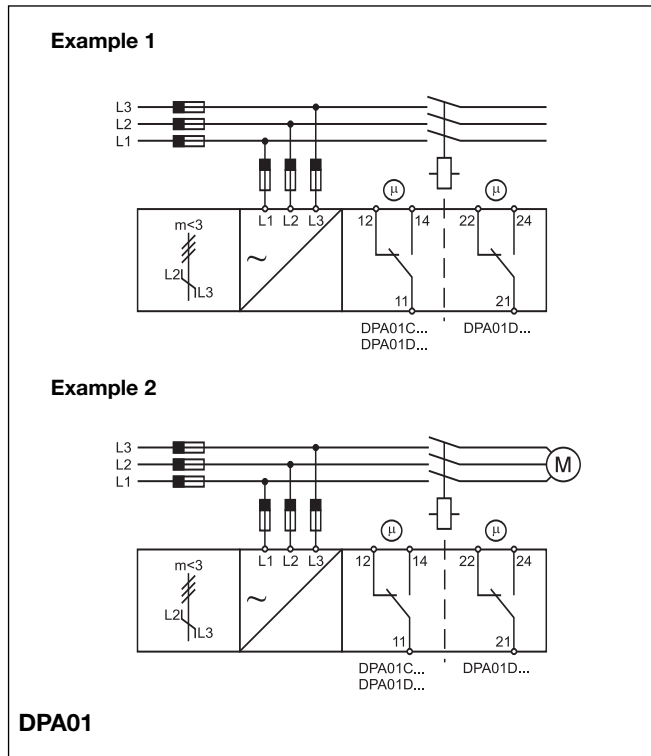
### Example 2

The relay releases in case of interruption of one or more phases, provided that the regenerated voltage does not exceed 85% of the phase-phase voltage.

## Operation Diagram



## Wiring Diagrams



## Dimensions

