

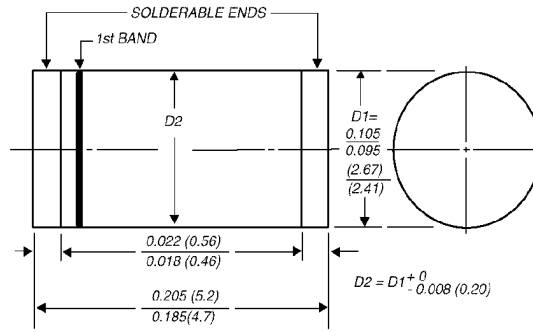
**Description**

**Mechanical Dimensions**

DL4728A~4764A



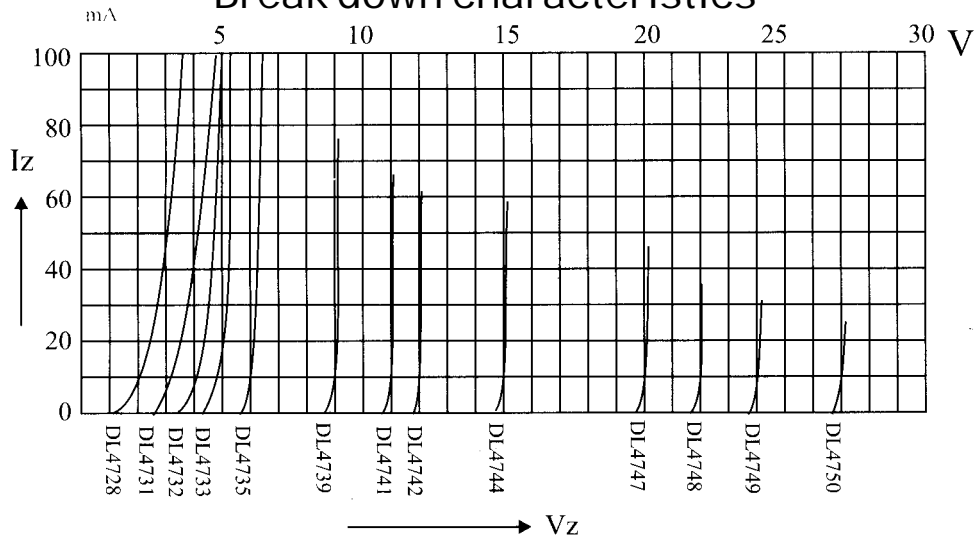
(MELF)



Absolute Max Ratings			
	Symbol	Value	Unit
Zener Current See Table Characteristics			
Power Dissipation at Tamb=25C	Ptot	1	W
Junction Temp.	Tj	200	C
Storage Temp. Range	Ts	-65 to 200	C
Thermal Resistance Junction to Ambient Air	RthA	170	K/mW
Forward Voltage at If=200mA	Vf	1.2max	V

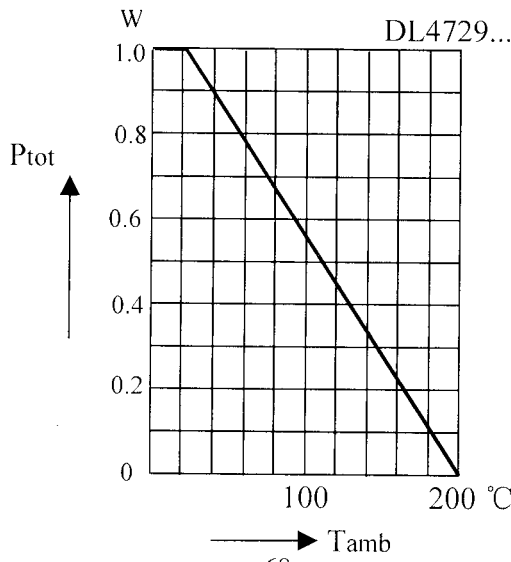
Valid provided that Leads at a Distance of 10mm case are kept at Ambient Temp.

**Break down characteristics**



**Admissible power dissipation versus ambient temperature**

Valid provided that leads are kept at ambient temperature at a distance of 10 mm from case





1 Watt FCI	Nominal	Izt (mA)	Maximum	Maximum	Maximum	Maximum		MAX SURGE CURRENT IR (mA)	MAX REGULATOR Izm(mA) (mA)	package
	Zener Voltage	Test Test	Zener Impedance	Zener Impedance	Zener Impedance	Reverse Current				
	Vz @ Izt	Izt	Zzt @ Izt	Zzk @ Izk	Izk	IR	suffix B			
	V	(mA)	Ohm	Ohm	(mA)	(uA)	(V)			
DL4728A	3.3	76	10	400.0	1.0	100	1	1380	276	MELF
DL4729A	3.6	69	10	400.0	1.0	100	1	1260	252	
DL4730A	3.9	64	9	400.0	1.0	50	1	1170	234	
DL4731A	4.3	58	9	400.0	1.0	10	1	1080	217	
DL4732A	4.7	53	8	500.0	1.0	10	1	965	193	
DL4733A	5.1	49	7	550.0	1.0	10	1	890	178	
DL4734A	5.6	45	5	600.0	1.0	10	2	810	162	
DL4735A	6.2	41	2	700.0	1.0	10	3	730	146	
DL4736A	6.8	37	3.5	700.0	0.5	10	4	660	133	
DL4737A	7.5	34	4	700.0	0.5	10	5	605	121	
DL4738A	8.2	31	4.5	700.0	0.5	10	6	550	110	
DL4739A	9.1	28	5	700.0	0.25	10	7	500	100	
DL4740A	10	25	7	700.0	0.25	5	7.6	454	91	
DL4741A	11	23	8	700.0	0.25	5	8.4	414	83	
DL4742A	12	21	9	700.0	0.25	5	9.1	380	76	
DL4743A	13	19	10	700.0	0.25	5	9.9	344	69	
DL4744A	15	17	14	700.0	0.25	5	11.4	304	61	
DL4745A	16	15.5	16	700.0	0.25	5	12.2	285	57	
DL4746A	18	14	20	750.0	0.25	5	13.7	250	50	
DL4747A	20	12.5	22	750.0	0.25	5	15.2	225	45	
DL4748A	22	11.5	23	750.0	0.25	5	16.7	205	41	
DL4749A	24	10.5	25	750.0	0.25	5	18.2	190	38	
DL4750A	27	9.5	35	750.0	0.25	5	20.6	170	34	
DL4751A	30	8.5	40	1000.0	0.25	5	22.8	150	30	
DL4752A	33	7.5	45	1000.0	0.25	5	25.1	135	27	
DL4753A	36	7	50	1000.0	0.25	5	27.4	125	25	
DL4754A	39	6.5	60	1000.0	0.25	5	29.7	115	23	
DL4755A	43	6	70	1500.0	0.25	5	32.7	110	22	
DL4756A	47	5.5	80	1500.0	0.25	5	35.8	95	19	
DL4757A	51	5	95	1500.0	0.25	5	38.8	90	18	
DL4758A	56	4.5	110	2000.0	0.25	5	42.6	80	16	
DL4759A	62	4	125	2000.0	0.25	5	47.1	70	14	
DL4760A	68	3.7	150	2000.0	0.25	5	51.7	65	13	
DL4761A	75	3.3	175	2000.0	0.25	5	56	60	12	
DL4762A	82	3	200	3000.0	0.25	5	62.2	55	11	
DL4763A	91	2.8	250	3000.0	0.25	5	69.2	50	10	
DL4764A	100	2.5	350	3000.0	0.25	5	76	45	9	

Standard voltage tolerance is +/-10% no suffix, suffix "A" for +/-5%