

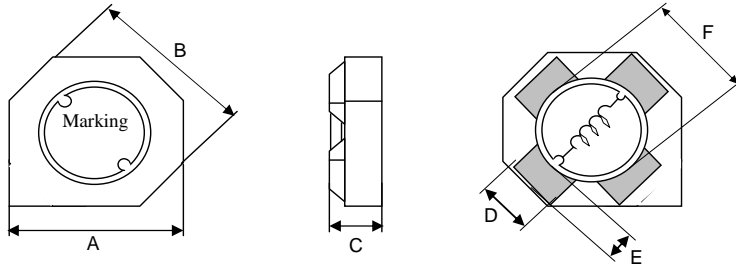
# Spezifikation für Freigabe / specification for release

Kunde / customer :  
 Artikelnummer / part number : **744030006**  
 Bezeichnung : **SPEICHERDROSSEL WE-TPC**  
 description : **POWER-INDUCTOR WE-TPC**



DATUM / DATE : 2009-03-06

## A Mechanische Abmessungen / dimensions:



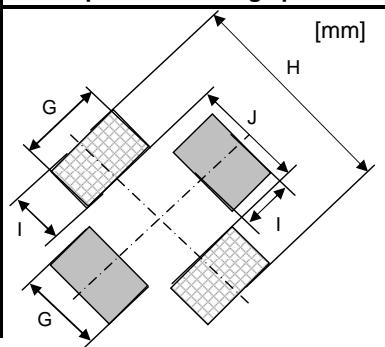
Marking	A	B	C	D	E	F	G
Inductance Value ( $\mu\text{H}$ )	1.2	2.2	3.3	4.7	6.8	10	22

	Typ XS	
A	<b>3.3 ± 0.2</b>	mm
B	<b>3.5 ± 0.2</b>	mm
C	<b>0.95 ± 0.10</b>	mm
D	<b>1.10 typ.</b>	mm
E	<b>0.5 typ.</b>	mm
F	<b>2.3 typ.</b>	mm
G	<b>1.3 typ.</b>	mm
H	<b>4.2 typ.</b>	mm
I	<b>1.2 typ.</b>	mm
J	<b>1.8 typ.</b>	mm

## B Elektrische Eigenschaften / electrical properties:

Eigenschaften / properties	Testbedingungen / test conditions		Wert / value	Einheit / unit	tol.
Induktivität inductance	100 kHz / 0.25V	L	<b>6.80</b>	$\mu\text{H}$	$\pm 30\%$
DC-Widerstand DC-resistance	@ 20°C	$R_{\text{DC typ}}$	<b>0.400</b>	$\Omega$	typ.
DC-Widerstand DC-resistance	@ 20°C	$R_{\text{DC max}}$	<b>0.500</b>	$\Omega$	max.
Nennstrom rated Current	$\Delta T = 40 \text{ K}$	$I_{\text{N}}$	<b>0.40</b>	A	max.
Sättigungsstrom saturation current	$\Delta L/L = -10\%$	$I_{\text{sat}}$	<b>0.43</b>	A	typ.
Eigenres.-Frequenz self-res.-frequency		SRF	<b>85</b>	MHz	typ.

## C Lötspad / soldering spec.:



## D Prüfgeräte / test equipment:

HP 4274 A für/for L und/and Q  
 HP 34401 A für/for  $R_{\text{DC}}$  und/and  $R_{\text{DC}}$

## E Testbedingungen / test conditions:

Luftfeuchtigkeit / humidity: 33%  
 Umgebungstemperatur / temperature: +20°C

## F Werkstoffe & Zulassungen / material & approvals:

Basismaterial / base material: Ferrit/ ferrite  
 Draht / wire: Class H

## G Eigenschaften / general specifications:

Betriebstemp. / operating temperature: -40°C - + 125°C  
 Umgebungstemp. / ambient temperature: -40°C - + 85°C  
 It is recommended that the temperature of the part does not exceed 125°C under worst case operating conditions.

Freigabe erteilt / general release:		Kunde / customer			
.....	.....	.....	.....	SSt	Version 6 09-06-03
Datum / date	.....	.....	.....	MST	Version 5 08-04-11
.....	.....	.....	.....	MST	Version 4 06-09-12
.....	.....	.....	.....	SSt	Version 3 06-05-17
.....	.....	.....	.....	MST	Version 2 04-10-11
.....	.....	.....	.....	AG	Version 1 04-05-24
Geprüft / checked	.....	.....	.....	Name	Änderung / modification Datum / date

**Würth Elektronik eiSos GmbH & Co. KG**

D-74638 Waldenburg · Max-Eyth-Strasse 1 · Germany · Telefon (+49) (0) 7942 - 945 - 0 · Telefax (+49) (0) 7942 - 945 - 400  
<http://www.we-online.de>

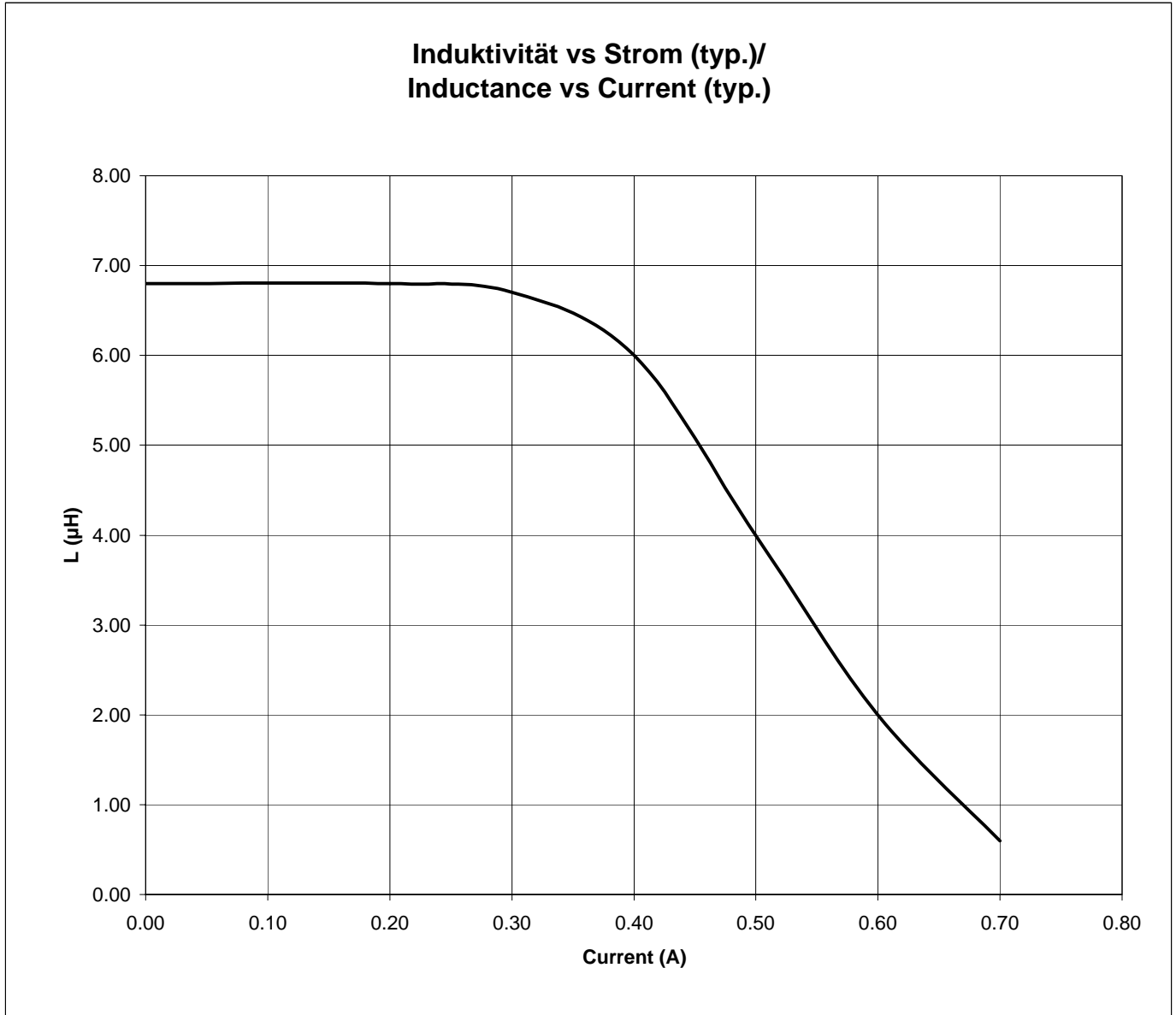
# Spezifikation für Freigabe / specification for release

Kunde / customer :  
 Artikelnummer / part number : **744030006**  
 Bezeichnung : **SPEICHERDROSSEL WE-TPC**  
 description : **POWER-INDUCTOR WE-TPC**



DATUM / DATE : 2009-03-06

## H Induktivitätskurve / Inductance curve:



Freigabe erteilt / general release:	<b>Kunde / customer</b>			
Datum / date	Unterschrift / signature	SSt	Version 6	09-06-03
		MST	Version 5	08-04-11
		MST	Version 4	06-09-12
	<b>Würth Elektronik</b>	SSt	Version 3	06-05-17
		MST	Version 2	04-10-11
Geprüft / checked	Kontrolliert / approved	AG	Version 1	04-05-24
		Name	<b>Änderung / modification</b>	Datum / date

**Würth Elektronik eiSos GmbH & Co. KG**

D-74638 Waldenburg · Max-Eyth-Strasse 1 · Germany · Telefon (+49) (0) 7942 - 945 - 0 · Telefax (+49) (0) 7942 - 945 - 400  
<http://www.we-online.de>

# Spezifikation für Freigabe / specification for release

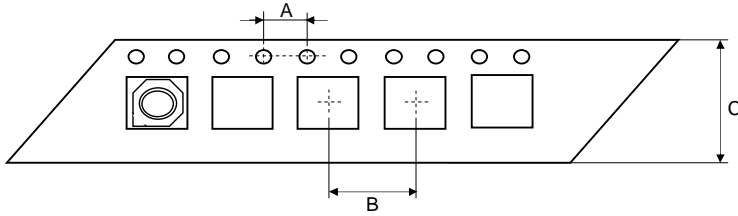
Kunde / customer :  
 Artikelnummer / part number : **744030006**  
 Bezeichnung : **SPEICHERDROSSEL WE-TPC**  
 description : **POWER-INDUCTOR WE-TPC**



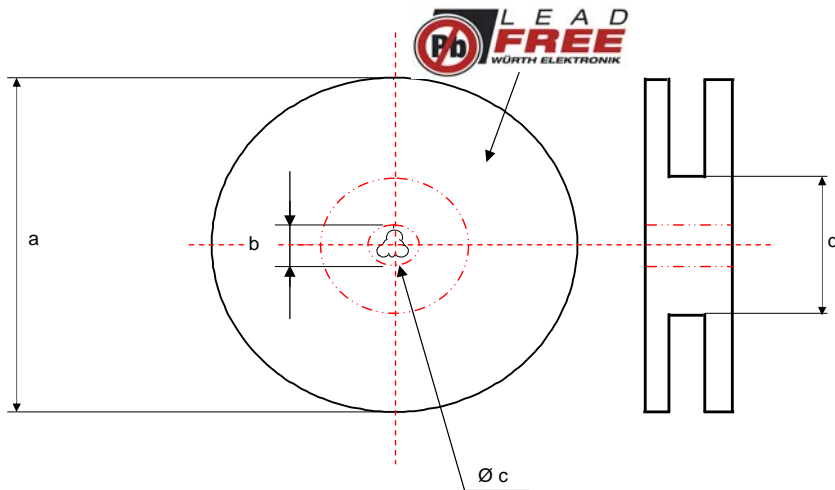
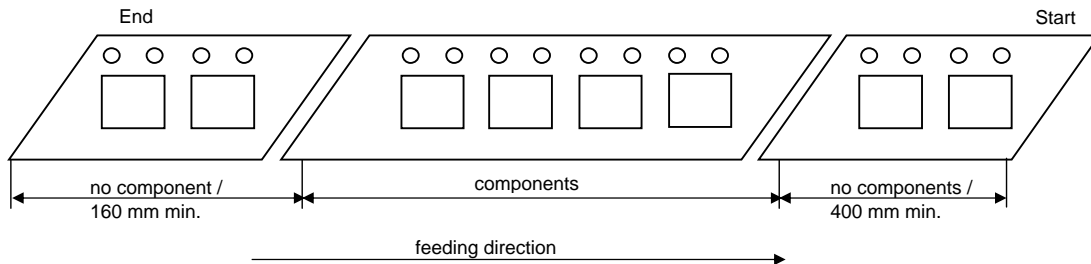
DATUM / DATE : 2009-03-06

**I Rollenspezifikation / tape and reel specification:**

Gurtspezifikation / Tape specification:



A	<b>4,00 ± 0,1</b>	mm
B	<b>8,00 ± 0,1</b>	mm
C	<b>12,0 ± 0,2</b>	mm



Rollenspezifikation / Reel specification:		
a	<b>178,0 ± 2,0</b>	mm
b	<b>21,00 ± 0,8</b>	mm
c	<b>13,00 ± 0,5</b>	mm
d	<b>50,00 ± 1,0</b>	mm

Freigabe erteilt / general release:	<b>Kunde / customer</b>			
Datum / date	Unterschrift / signature	<b>Würth Elektronik</b>	SSt	Version 6
Geprüft / checked	Kontrolliert / approved	Name	Änderung / modification	Datum / date
				09-06-03
				08-04-11
				06-09-12
				06-05-17
				04-10-11
				04-05-24

This electronic component has been designed and developed for usage in general electronic equipment. Before incorporating this component into any equipment where higher safety and reliability is especially required or if there is the possibility of direct damage or injury to human body, for example in the range of aerospace, aviation, nuclear control, submarine, transportation, (automotive control, train control, ship control), transportation signal, disaster prevention, medical, public information network etc, Würth Elektronik eiSos GmbH must be informed before the design-in stage. In addition, sufficient reliability evaluation checks for safety must be performed on every electronic component which is used in electrical circuits that require high safety and reliability functions or performance.

**Würth Elektronik eiSos GmbH & Co. KG**

D-74638 Waldenburg · Max-Eyth-Strasse 1 · Germany · Telefon (+49) (0) 7942 - 945 - 0 · Telefax (+49) (0) 7942 - 945 - 400  
<http://www.we-online.de>